REPUBLIC OF THE PHILIPPINES

DEPARTMENT OF SOCIAL WELFARE AND DEVELOPMENT

GEN. VICENTE ALVAREZ STREET, ZAMBOANGA CITY

PLANS

FOR THE UPGRADING OF DIRTY KITCHEN

AT **RSCC**

TALON-TALON, MAMPANG ZAMBOANGA CITY

DSWD Department of Social Welfare and Development	PROJECT TITLE: UPGRADING OF DIRTY KITCHEN AT RSCC	REVISIONS	SHEET CONTENT: AS SHOWN	PREPARED BY: ARD JOHN P. MANGALIMAN, CE, SITE ENGINEER	CHECKED BY: ERIS V. PEREGRINO, CE, POO-II	REVIEWED BY: ROLENTE C. FALSIS, CE, AO-V, GEN. SERV. UNIT	SUBMITTED BY: CONNIE J. AMALUL, SWO-III, RSCC CENTER HEAD	CONCURRED BY: MA. SOCORRO S. MACASO, SWO-V, PSD CHIEF	APPROVED BY: ATTY. SITTIE RAIFAH M. PAMALOY-HASSAN, OIC-REGIONAL DIRECTOR	SHEET NO: CS-01
	LOCATION: TALON-TALON, MAMPANG ZAMBOANGA CITY		DRAFTED BY: M/CA	DATE:	DATE:	DATE:	DATE:	DATE:	DATE:	01 / 09

The drawings shall not be reproduced or in whole or part of thereof to the party or parties without the prior consent of DSWD Field Office IX. Copyright of DSWD Field Office IX. All Rights Reserved

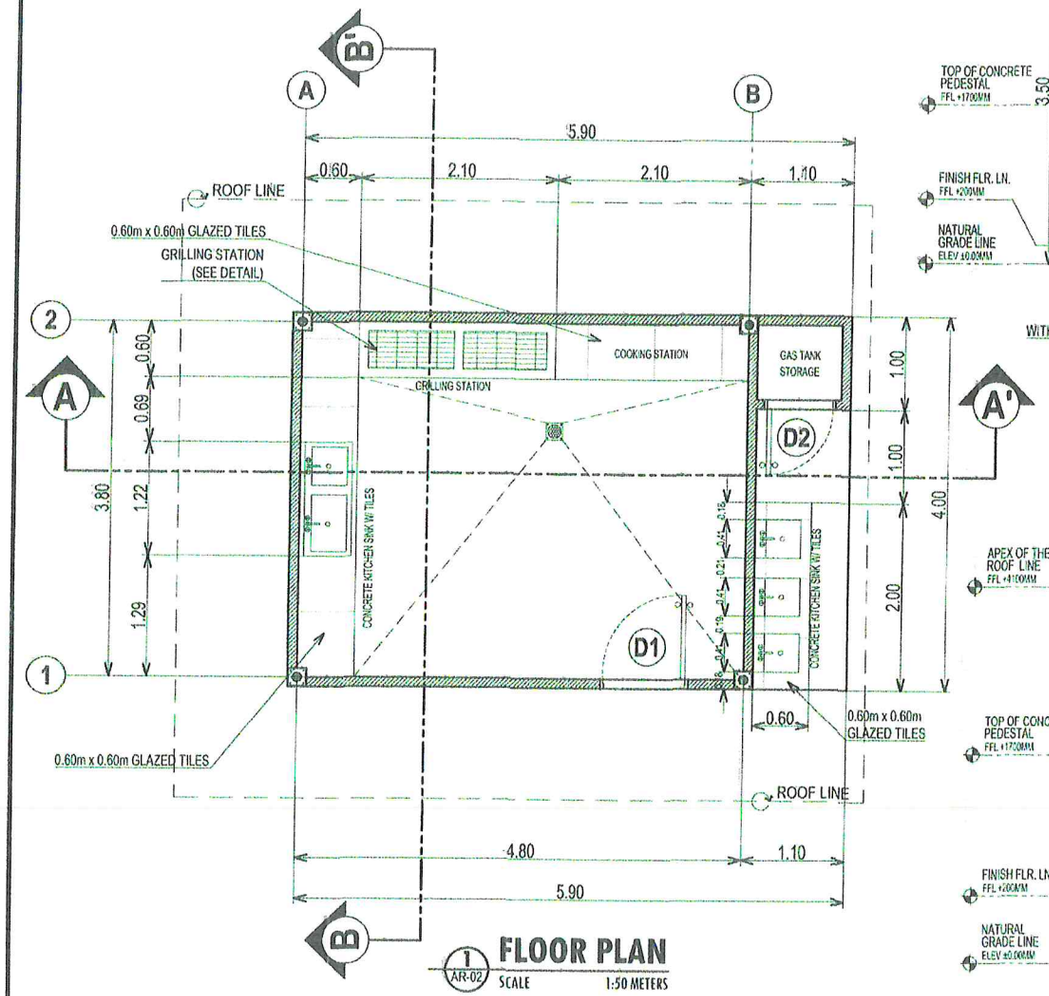

1 AR-02 **FLOOR PLAN**
SCALE 1:50 METERS

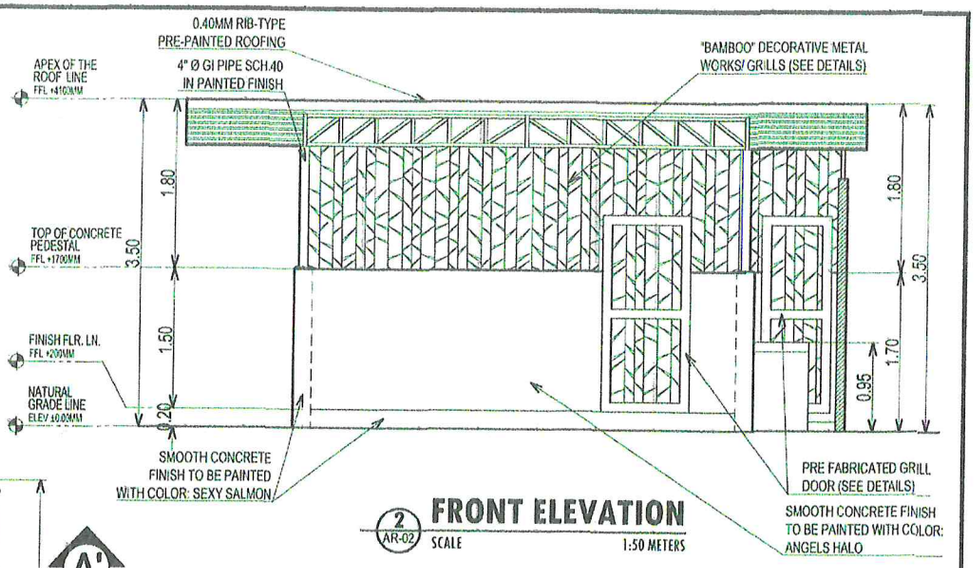

2 AR-02 **FRONT ELEVATION**
SCALE 1:50 METERS

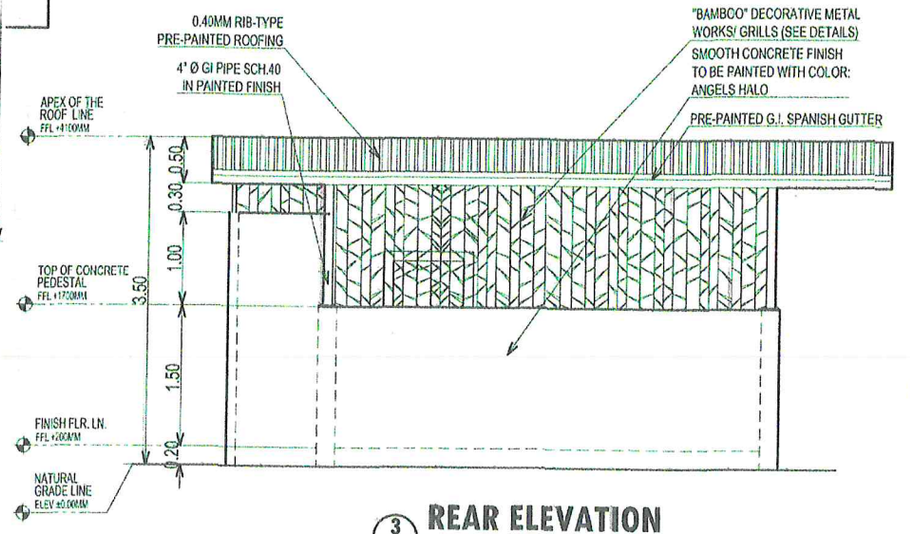

3 AR-02 **REAR ELEVATION**
SCALE 1:50 METERS

DSWD Department of Social Welfare and Development	PROJECT TITLE: UPGRADING OF DIRTY KITCHEN AT RSCC	REVISIONS	SHEET CONTENT: AS SHOWN	PREPARED BY: ARD JOHN R. MANGALIMAN, CE	CHECKED BY: ERIS V. PEREGRINO, CE	REVIEWED BY: ROLLISTE C. FALSIS, CE	SUBMITTED BY: CONNIE J. AMALUL, SWO-III	CONCURRED BY: MA. SOCORRO S. MACASO, SWO-V	APPROVED BY: ATTY. SITTIE RAIFAH M. PAMALOY-HASSAN	SHEET NO. AR-02
	LOCATION: TALON-TALON, MAMPANG ZAMBOANGA CITY		DRAFTED BY: MICA	SITE ENGINEER	CO-II	AO V/ GEN. SERV. UNIT	RSCC CENTER HEAD	PSD CHIEF	OIC-REGIONAL DIRECTOR	03 / 09
			DATE	DATE	DATE	DATE	DATE	DATE	DATE	DATE

This drawing is/shall not be reproduced in whole or part or disclosed to third party to parties without the prior consent of DSWD Field Office IX. Copyright of DSWD Field Office IX All Rights Reserved.

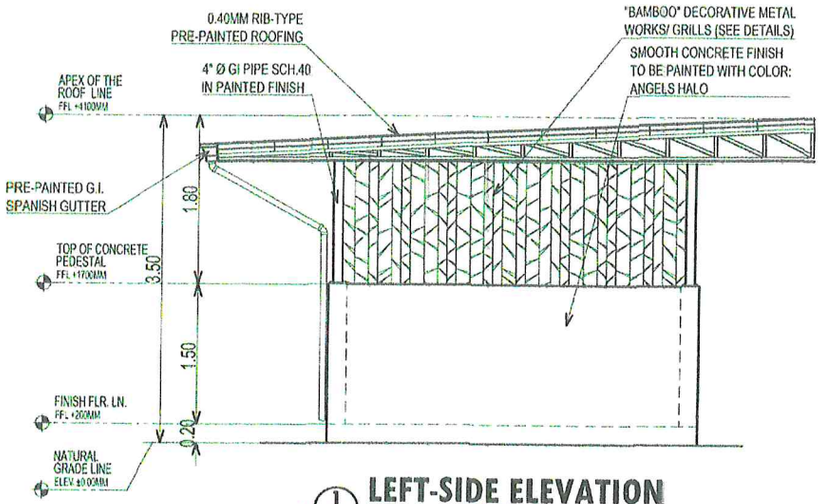

1 AR-03 **LEFT-SIDE ELEVATION**
SCALE 1:50 METERS

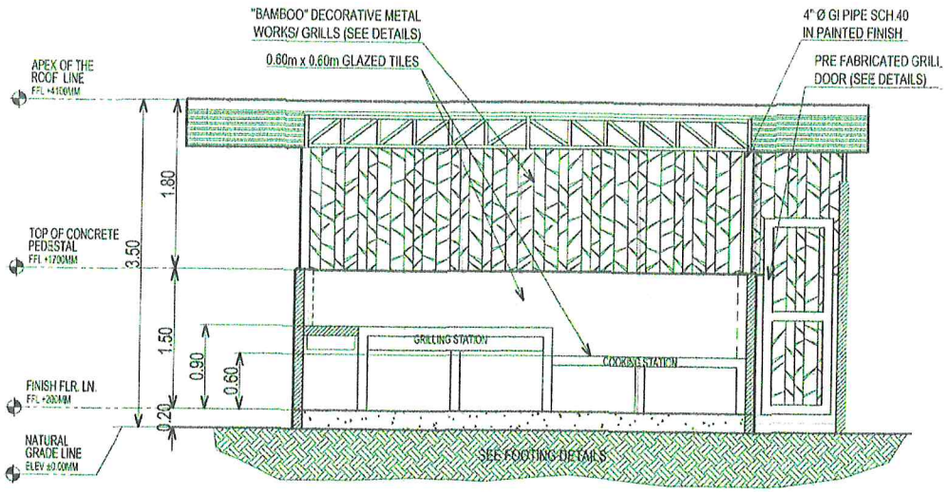

3 AR-03 **CROSS SECTION THRU A-A'**
SCALE 1:50 METERS

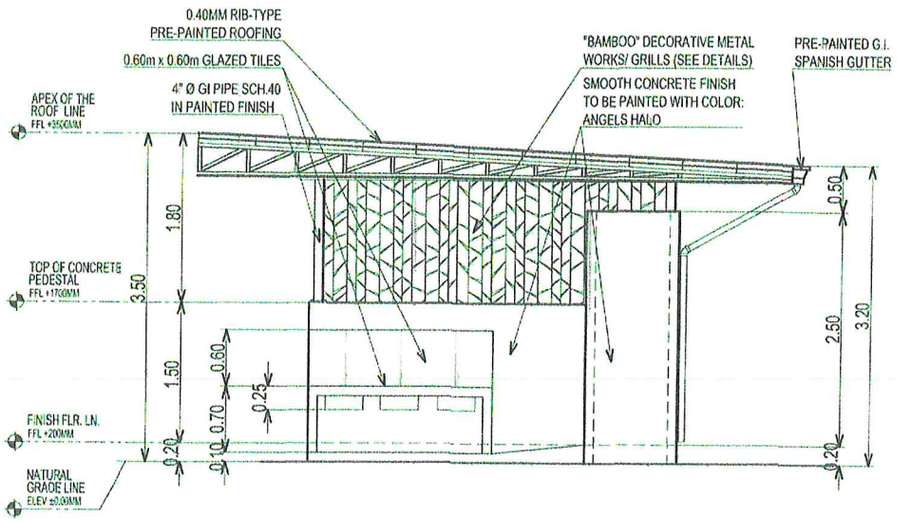

2 AR-03 **RIGHT-SIDE ELEVATION**
SCALE 1:50 METERS

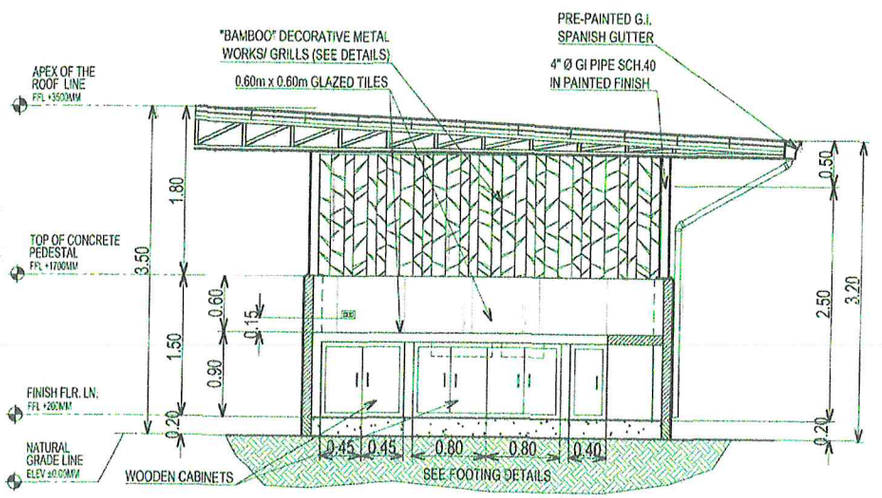

4 AR-03 **LONGITUDINAL SECTION THRU B-B'**
SCALE 1:50 METERS

DSWD Department of Social Welfare and Development	PROJECT TITLE: UPGRADING OF DIRTY KITCHEN AT RSCC	REVISIONS	SHEET CONTENT: AS SHOWN	PREPARED BY: ARD JOHN P. MANGALIMAN, CE, SITE ENGINEER	CHECKED BY: ERIS V. PEREGRINO, CE, FDO-II	REVIEWED BY: ROLEISTER C. FALSIS, CE, AO-V FGD SERV. UNIT	SUBMITTED BY: CONNIE J. AWALUL, SWO-III, RSCC CENTER HEAD	CONCURRED BY: MA. SOCORRO S. MACASO, SWO-V, FSD CHIEF	APPROVED BY: ATTY. SITTIE RAIFAH M. PAMALOY-HASSAN, OIC-REGIONAL DIRECTOR	SHEET NO. AR-03
This drawing shall not be reproduced or copied in whole or part or disclosed to third party or parties without the prior consent of DSWD Field Office IX. Copyright of DSWD Field Office-IX. All Rights Reserved.	LOCATION: TALON-TALON, MAMPANG ZAMBOANGA CITY		DRAFTED BY: VICA	DATE:	DATE:	DATE	DATE	DATE	DATE	04 / 09

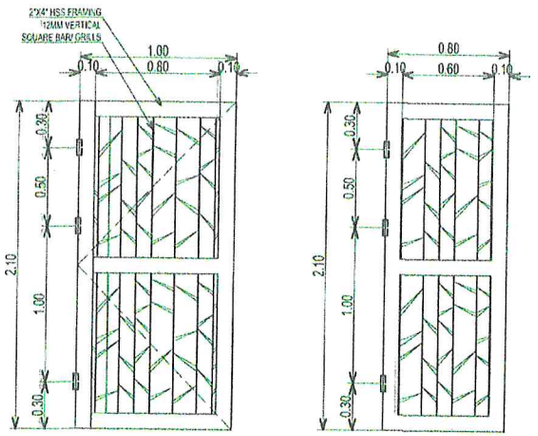

DESIGNATION	DR 1	DR 2
DESCRIPTION	SINGLE SWING PRE-FABRICATED GRILL DOOR W/ BARREL LOCK TO BE PAINTED WITH COLOR BLACK	SINGLE SWING PRE-FABRICATED GRILL DOOR W/ BARREL LOCK TO BE PAINTED WITH COLOR BLACK
SIZE (W x H x THK)	1000MM x 2100MM x 50MM	1000MM x 2100MM x 50MM
LOCATION	ENTRANCE	ENTRANCE
QUANTITY	1-SET	1-SET
CONSTRUCTION / FINISHES	2"X4" HSS TUBE FRAMING; 12MM SQUARE BAR W/ "BAMBOO LEAF" DECORATIVE IN PAINTED FINISH	2"X4" HSS TUBE FRAMING; 12MM SQUARE BAR W/ "BAMBOO LEAF" DECORATIVE IN PAINTED FINISH

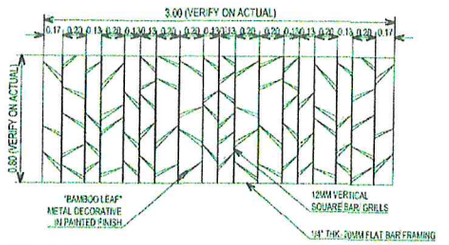

DESIGNATION	WN 1
DESCRIPTION	TYPICAL PRE-FABRICATED GRILLS
SIZE (W x H x THK)	2250MM x 800MM x 40MM
LOCATION	ENTRANCE
QUANTITY	8-SETS
CONSTRUCTION / FINISHES	2"X4" HSS TUBE FRAMING; 12MM SQUARE BAR W/ "BAMBOO LEAF" DECORATIVE IN PAINTED FINISH

1 AR-04 SCHEDULE OF DOORS & WINDOWS

SCALE 1:30 METERS

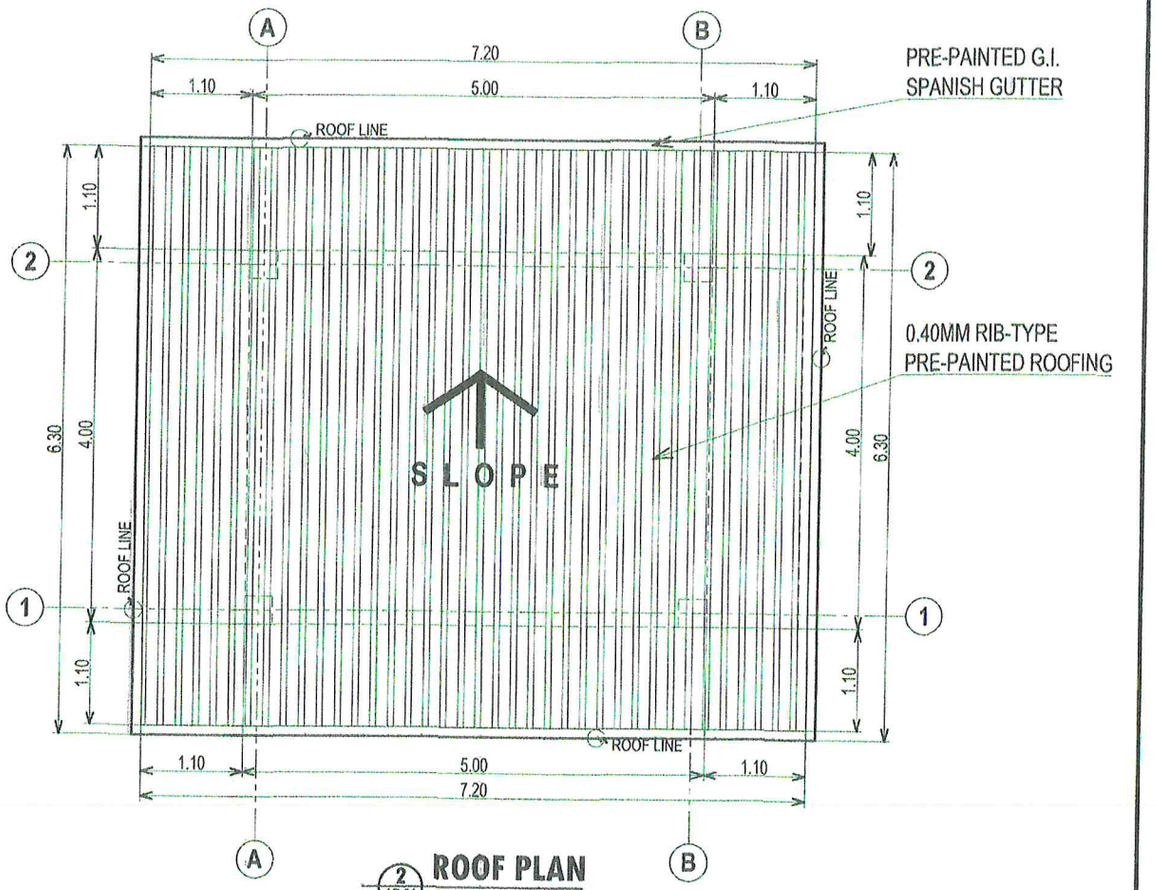

2 AR-04 ROOF PLAN

SCALE 1:50 METERS

DSWD Department of Social Welfare and Development	PROJECT TITLE: UPGRADING OF DIRTY KITCHEN AT RSCC	REVISIONS	SHEET CONTENT: AS SHOWN	PREPARED BY: ARD JOHN P. MANGALIMAN, CE, SITE ENGINEER	CHECKED BY: ERIS V. PEREGRINO, CE, PDO-II	REVIEWED BY: ROLEISTE A. FALSIS, CE, AO-V / GEN. SERV. UNIT	SUBMITTED BY: CONNIE J. AMALUL, SWO-III, RSCC CENTER HEAD	CONCURRED BY: MA. SOCORRO S. MACASO, SWO-V, CSD CHIEF	APPROVED BY: ATTY. SITTIE RAIFAH M. PAMALOY-HASSAN, OIC-REGIONAL DIRECTOR	SHEET NO. AR-04
This drawings shall not be reproduced, copied in whole or partial disclosure to third party or publish without the prior consent of DSWD Field Office IX. Copyright of DSWD Field Office IX All Rights Reserved	LOCATION: TALON-TALON, TIMPANG ZAMBOANGA CITY		DRAFTED BY: MICA	DATE	DATE	DATE	DATE	DATE	DATE	05 / 09

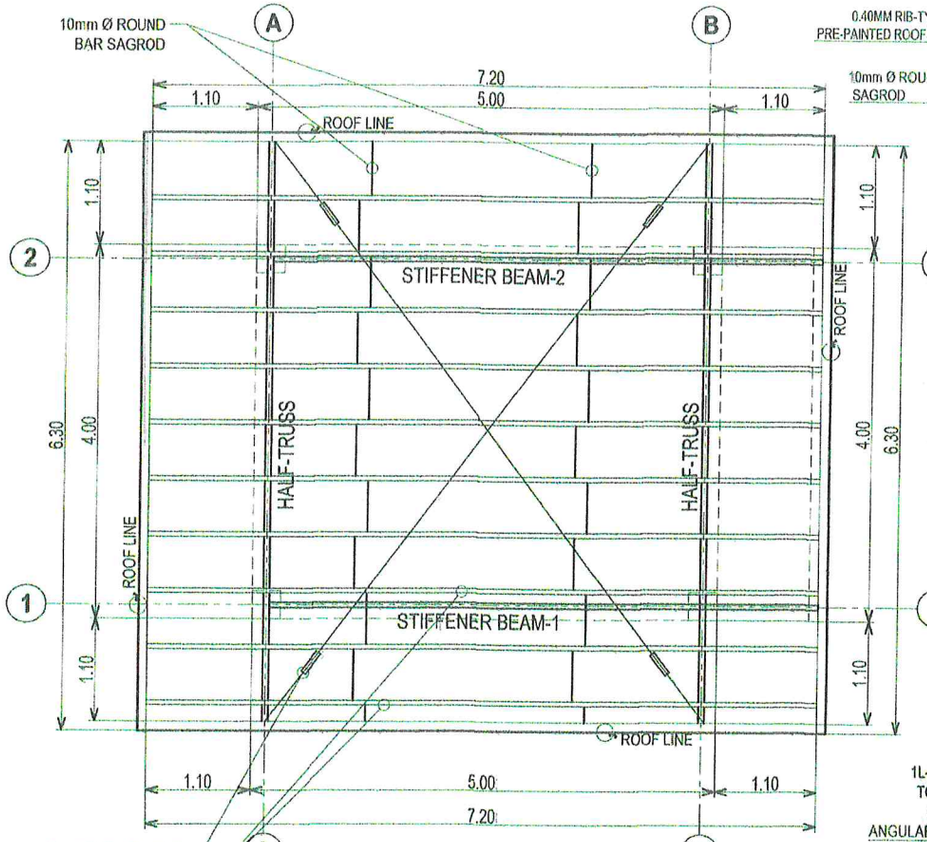

1 ST-01 ROOF FRAMING PLAN

SCALE 1:50 METERS

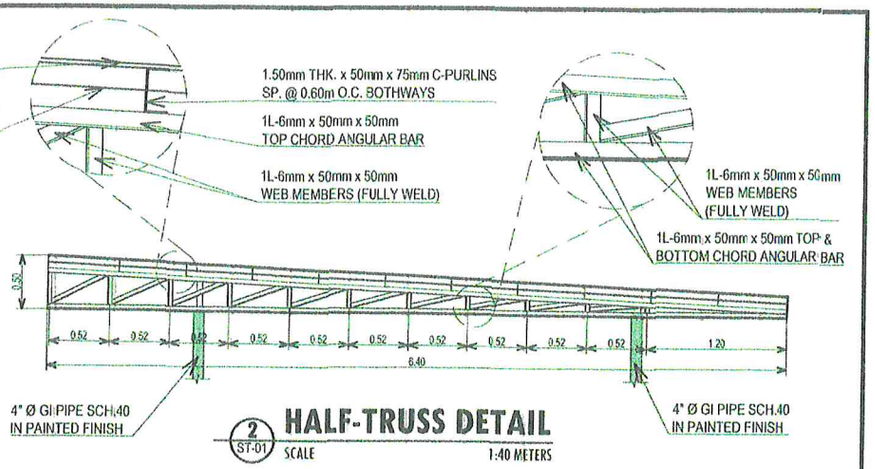

2 ST-01 HALF-TRUSS DETAIL

SCALE 1:40 METERS

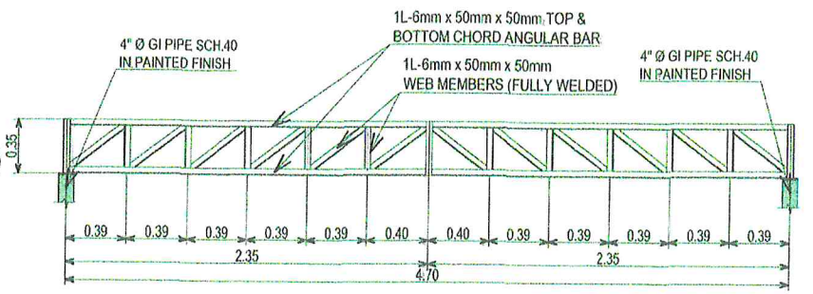

3 ST-01 STIFFENER BEAM -1 DETAIL

SCALE 1:30 METERS

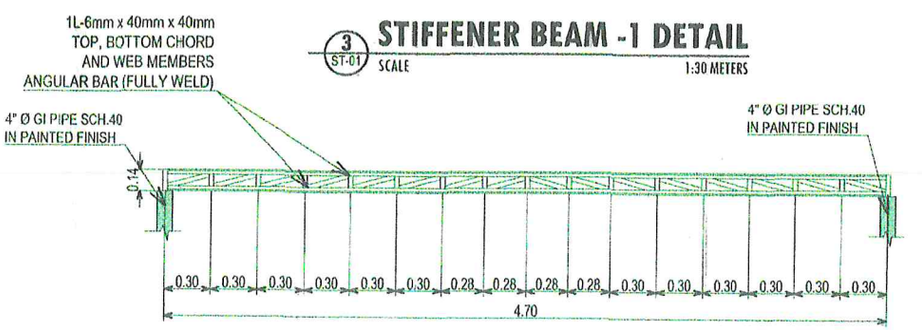

4 ST-01 STIFFENER BEAM -2 DETAIL

SCALE 1:30 METERS

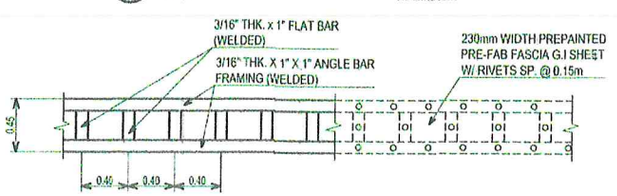

4 ST-01 FASCIA CONNECTOR DETAIL

SCALE 1:40 METERS

DSWD Department of Social Welfare and Development	PROJECT TITLE: UPGRADING OF DIRTY KITCHEN AT RSCC	REVISIONS	SHEET CONTENT: AS SHOWN	PREPARED BY: ARD JOHN T. MANGALIMAN, CE	CHECKED BY: ERIS V. PEREGRINO, CE	REVIEWED BY: ROLEISTE C. FALSIS, CE	SUBMITTED BY: CONNIE J. AVATUL, SWO-III	CONCURRED BY: MA. SOCORRO S. MACASO, SWO-V	APPROVED BY: ATTY. SITTIE RAIFAH M. PAMALOY-HASSAN
	LOCATION: TALOK TALON, HIMPANG ZAMBOANGA CITY		DRAFTED BY: MCA	SITE ENGINEER	FDO-III	ADV / GEN. SERV UNIT	RSCC CENTER HEAD	FSD CHIEF	O/C REGIONAL DIRECTOR
			DATE	DATE	DATE	DATE	DATE	DATE	DATE

SHEET NO: ST-01

06 | 09

DATE

This drawings shall not be reproduced/copied in whole or part or disclosed to third party or parties without the prior consent of ©2020 Field Office IX. Copyright of DSWD Field Office IX All Rights Reserved

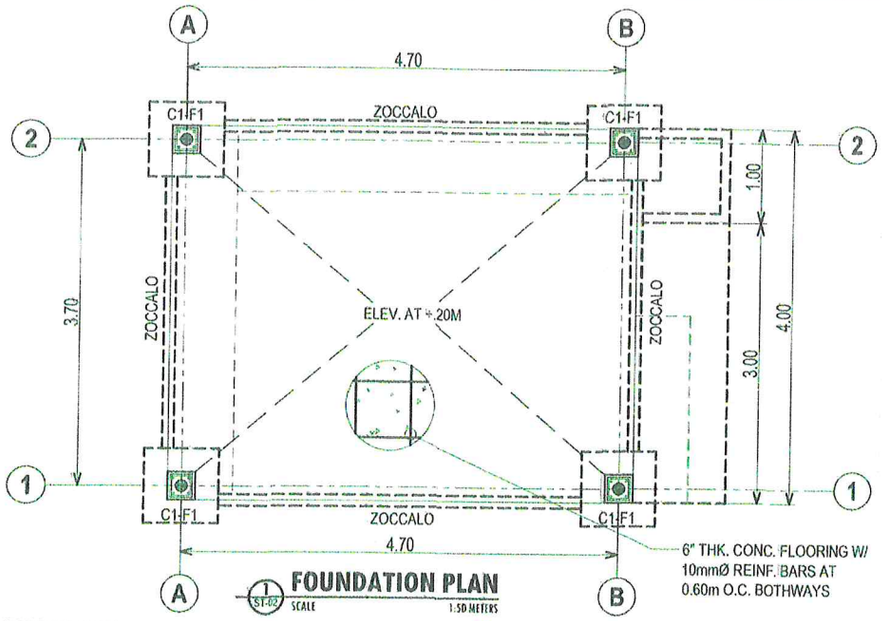

1 ST-02 FOUNDATION PLAN
SCALE 1:50 METERS

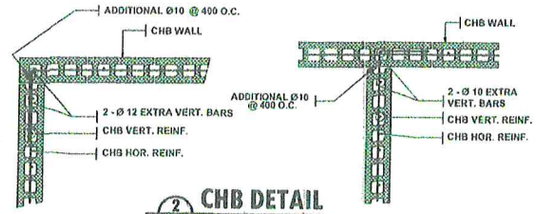

2 ST-02 CHB DETAIL
SCALE 1:40 METERS

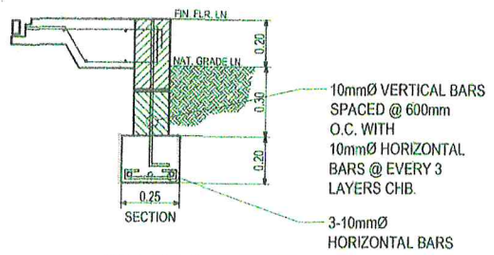

3 ST-02 ZOCCALO FOOTING DETAIL
SCALE 1:20 METERS

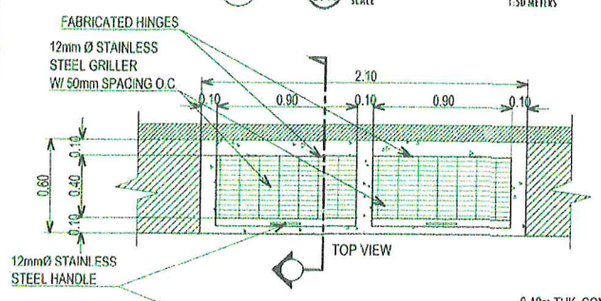

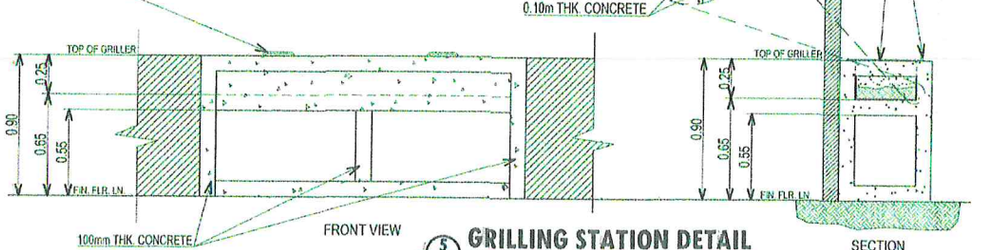

5 ST-02 GRILLING STATION DETAIL
SCALE 1:30 METERS

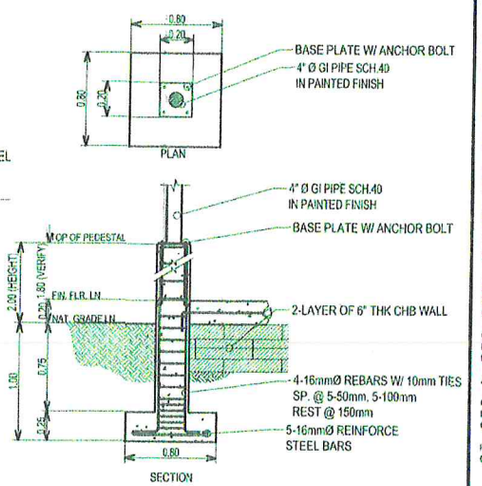

4 ST-02 PEDESTAL FOOTING DETAIL
SCALE 1:40 METERS

CONSTRUCTION NOTES

A. GENERAL

1.CONSTRUCTION NOTES AND TYPICAL DETAIL SHALL APPLY TO ALL DRAWINGS. UNLESS OTHERWISE SHOWN OR NOTED. MODIFY TYPICAL DETAILS AS DIRECTED BY THE PROJECT ENGINEER OF THE IMPLEMENTING AGENCY TO MEET SPECIAL CONDITIONS.

2. SHOP DRAWINGS WITH ERECTION AND PLACING DIAGRAMS OF ALL STRUCTURAL STEEL, MISCELLANEOUS IRON, PRE-CAST CONCRETE ETC. SHALL BE SUBMITTED FOR THE PROJECT ENGINEER'S AND APPROVAL BEFORE FABRICATION.

3. CONTRACTOR SHALL VERIFY ALL DIMENSIONS BEFORE ANY WORKS STARTED AND DONE CHECK WITH PROJECT ENGINEER, THE MECHANICAL ENGINEER AND THE ELECTRICAL ENGINEER OF THE IMPLEMENTING AGENCY FOR CONDUITS, PIPE SLEEVES ETC. TO BE EMBEDDED IN CONCRETE

4. IT SHALL BE THE CONTRACTORS RESPONSIBILITY TO PROVIDE ADEQUATE HORINGS AND BRACINGS OF THE STRUCTURE FOR ALL LOADS THAT MAY BE IMPOSED DURING CONSTRUCTION.

B. CONCRETE AND REINFORCEMENT.

1. ALL MATERIALS AND WORKMANSHIP SHALL CONFORM WITH THE LATEST BUILDINGCODE OF THE AMERICAN CONCRETE INSTITUTE (ACI.318)

2. ALL CONCRETE SHALL DEVELOP A MINIMUM COMPRESSIVE STRENGTH AT THE END OF TWENTY-EIGHT (28) DAYS WITH THE CORRESPONDING MAXIMUM SIZE OF AGGREGATE AND SLUMPS FOLLOWS:

LOCATION	28DAYS STRENGTH	MAX. SIZE AGGREGATE	MAX SLUMP
SLAB ON GRADE 4 IN. (100M)	3000PSI (2,100 KG/SQ.M.)	1 IN. (25 MM)	
FOUNDATION 4 IN. (100M)	3000PSI (2100 KG/SQ.M.)	3/4 IN. (19 MM)	
COLUMN 4 IN. (100M)	3000PSI (2100 KG/SQ.M.)	3/4 IN. (19 MM)	
BEAMS AND SLABS 4 IN. (100M)	3000PSI (2100 KG/SQ.M.)	3/4 IN. (19 MM)	
STAIRS AND RAMPS 4 IN. (100M)	3000PSI (2100 KG/SQ.M.)	3/4 IN. (19 MM)	

3. ALL REINFORCING STEEL BARS SHALL CONFORM TO ASTM 615 GRADE 40 FOR ALL BARS

4. IN THE GENERAL LATEST EDITION OF ACI-315 , MANUAL OF STANDARD PRACTICE DETAILING REINFORCED CONCRETE STRUCTURES SHALL BE ADHERED TO UNLESS OTHERWISE SHOWN OR NOTED.

5. MAINTAIN MINIMUM CONCRETE COVER FOR REINFORCING STEEL AS FOLLOWS.
SUSPENDED SLAB .....3/4 IN. (19MM)
SLAB ON GRADE.....1/2 IN (36MM)
WHERE CONCRETE EXPOSED TO EARTH BUT POURED AGAINST FORM.....2 IN (50MM)
WHERE CONCRETE IS DEPOSITED DIRECTLY AGAINST EARTH .....3 IN. (75 MM)

6. SPLICES SHALL BE SECURELY WIRED TOGETHER AND SHALL LAP OR EXTEND IN ACCORDANCE WITH STANDARDS LAP SPLICE AND ANCHORAGE LENGTH IN THE LATEST EDITION OF NATIONAL STRUCTURAL CODE OF THE PHILIPPINES (NSCP) . UNLESS OTHERWISE SHOWN ON DRAWING SPLICES SHALL BE STAGGERED WHENEVER POSSIBLE.

7. ALL ANCHOR BOLTS,DOWELS AND OTHER INSERT SHALL BE PROPERLY POSITIONED AND SECURED IN PLACE PRIOR TO PLACING OF CONCRETE.

8. ALL CONCRETE SHALL BE KEPT MOST FOR A MINIMUM OF SEVEN (7) CONSECUTIVE DAYS IMMEDIATELY AFTER POURING BY THE USE OF WET BURLAP, FOG SPRAYING, CURING COMPOUNDS OR OTHER APPROVED METHODS.

9. STRIPPING OF FORMS AND SHORES
FOUNDATION.....24 HRS.
SUSPENDED SLAB EXCEPT WHEN ADDITIONAL LOADS ARE IMPOSED .....6 DAYS
BEAMS .....14 DAYS

C. CAMBER REQUIREMENTS

1. UNLESS OTHERWISE NOTED ON THE PLANS OR SPECIFICATIONS. CAMBER ALL REINFORCED CONCRETE BEAMS AT LEAST 10MM FOR EVERY 4,000MM OF THE CLEAR SPAN EXCEPT CANTILEVERS WHICH SHALL BE 50MM FOR EVERY 3000 MM OF THE CLEAR SPAN.

2. UNLESS OTHERWISE NOTED ON THE PLANS OR SPECIFICATION CAMBER ALL SLAB 8MM PER 3000MM OF SHORTER SPAN AND 14MM FOR EVERY 2000MM OF SLABS CANTILEVER SPAN.

D. FOUNDATION

1. FOUNDATION IS DESIGNED BASED ON THE ASSUMED ALLOWABLE SOIL BEARING CAPACITY OF 120kpa.

2. FOUNDATION SHALL REST ON NATURAL SOIL UNLESS OTHERWISE DIRECTED BY THE PROJECT ENGINEER OF THE IMPLEMENTING AGENCY, NO PART OF THE FOUNDATION SHALL REST ON FILL

3. THE CONTRACTOR SHALL NOTIFY THE ENGINEER AFTER FOOTING EXCAVATION WORKS HAVE BEEN COMPLETED AND PRIOR TO CONCRETING TO CONFIRM THE DESIGN SOIL BEARING CAPACITY.

DSWD Department of Social Welfare and Development	PROJECT TITLE: UPGRADING OF DIRTY KITCHEN AT RSCC	REVISIONS	SHEET CONTENT: AS SHOWN	PREPARED BY: ARD JOHN P. MANGALIMAN, CE	CHECKED BY: ERIS V. PEREGRINO,CE	REVIEWED BY: ROLBISTE C. FALSIS, CE	SUBMITTED BY: CONNIE J. AMALUL, SWO-III	CONCURRED BY: MA. SOCORRO S. MACASO, SWO-V	APPROVED BY: ATTY. SITTIE RAIFAH M. PAMALOY-HASSAN
	LOCATION: TALON-TALON, MANPANG ZAMBOANGA CITY		DRAFTED BY: MICA	SITE ENGINEER	PSO-II	AG-AMDS SERV UNIT	RSCC CENTER HEAD	PSO CHIEF	O/C-REGIONAL DIRECTOR
			DATE	DATE	DATE	DATE	DATE	DATE	DATE

SHEET NO. ST-02 07 09

This drawings shall not be reproduced/copied in whole or part or disclosed to a third party or parties without the prior consent of DSWD Field Office IX. Copyright of DSWD Field Office IX All Rights Reserved

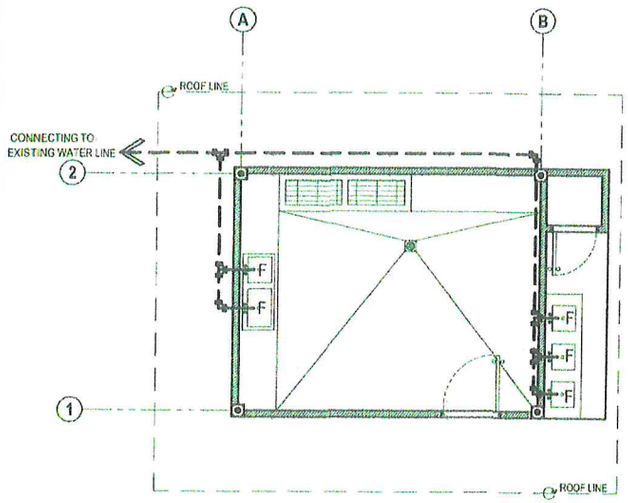

1 PL-01 **WATER LINE LAYOUT PLAN**
SCALE 1:75 METERS

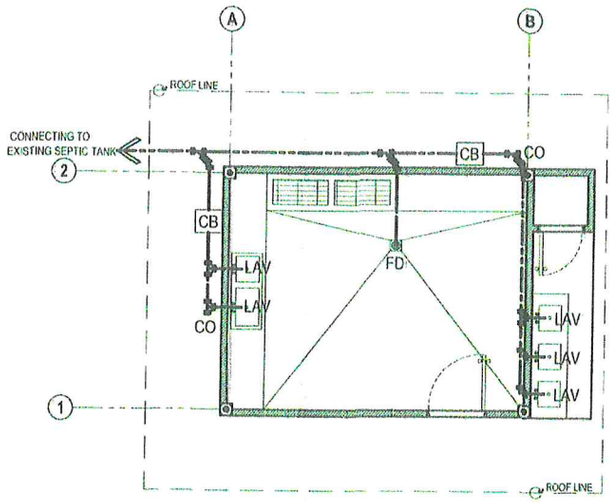

2 PL-01 **SANITARY LINE LAYOUT PLAN**
SCALE 1:75 METERS

LEGEND:

F	FAUCET
FD	FLOOR DRAIN
CO	CLEAN OUT
LAV	LAVATORY
— — —	WATER LINE
— · — · —	SANITARY LINE
CB	CATCH BASIN

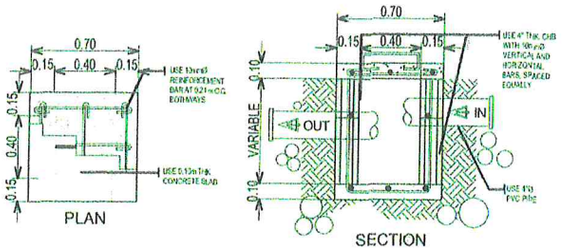

5 PL-01 **CATCH BASIN DETAIL**
SCALE 1:30 METERS

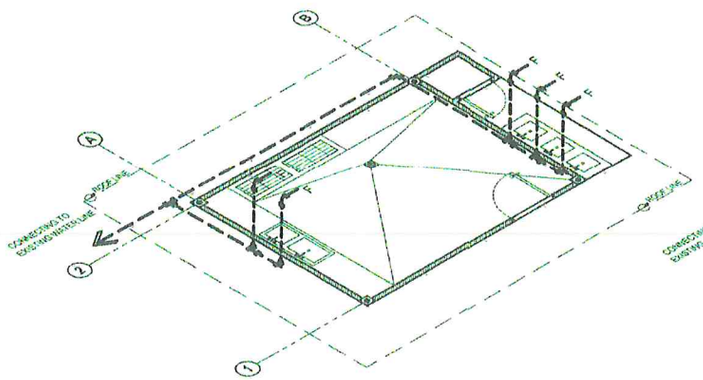
B
A
F
F
F
F
F

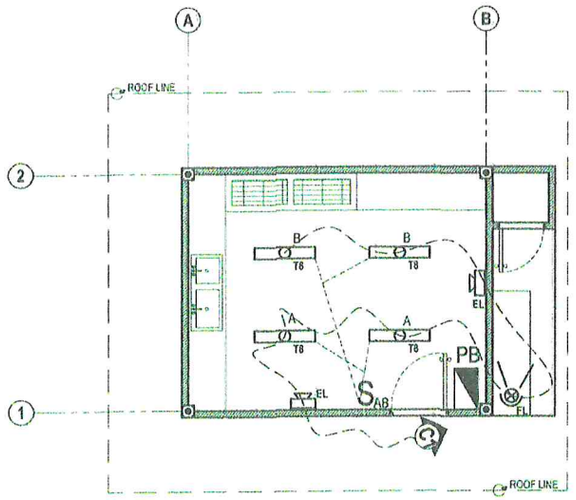

1 EL-01 LIGHTING LAYOUT PLAN

SCALE 1:75 METERS

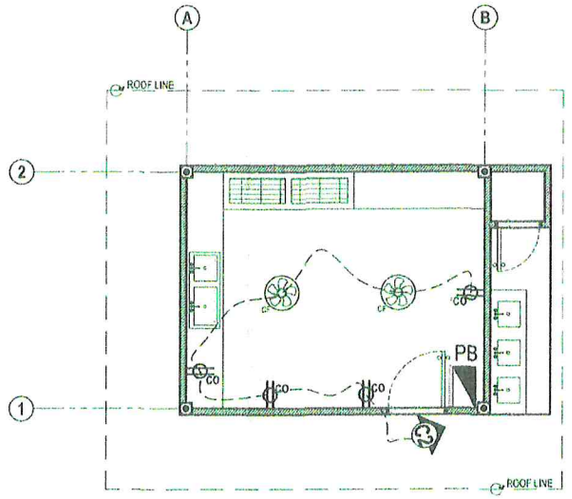

2 EL-01 POWER LAYOUT PLAN

SCALE 1:75 METERS

LEGEND:

- T8 LIGHT
- WEATHER PROOF OUTLET
- EMERGENCY LIGHT
- TWO GANG SWITCH
- 20WATTS IP66 FLOOD LIGHT LAMP
- PANEL BOARD
- CEILING FAN

GENERAL NOTES

1. THE ELECTRICAL WORKS SHALL BE DONE IN ACCORDANCE WITH THE RULES AND REGULATIONS OF THE LATEST EDITION OF THE PHILIPPINE ELECTRICAL CODE, APPLICABLE ORDINANCES OF THE LOCAL GOVERNMENT AND WITH THE REQUIREMENTS OF THE LOCAL POWER COMPANY.
2. ALL WIRING SHALL BE INSTALLED IN STANDARD RIGID STEEL CONDUITS RUN EMBEDDED INSIDE THE CONCRETE AND HOLLOW BLOCK STRUCTURES, SLABS, COLUMNS, WALLS, PARTITIONS AND/OR RUN CONCEALED BETWEEN DOUBLE WALL WOODEN PARTITIONS AND INSIDE THE CEILINpr G SPACES. WHERE THE USE OF CONCEALED CONDUIT WIRING IS IMPRACTICABLE SURFACE METAL MOULDING WIRING MAY BE USED.
3. UNLESS OTHERWISE INDICATED IN THE PLAN, THE MINIMUM SIZES OF WIRE AND RIGID STEEL CONDUIT TO BE USED SHALL BE NO. 2.0 mm² AND 15mm DIAMETER, RESPECTIVELY.
4. ALL LIGHTING CIRCUIT HOMERUN AND CONVENIENCE OUTLETS SHALL BE WIRED WITH NOT LESS THAN 3.5mm² THW IN SIZE UNLESS OTHERWISE INDICATED ON THE PLAN.
5. WHENEVER REQUIRED AND NECESSARY PULL BOXES OR JUNCTION BOXES OF PROPER SIZES SHALL BE INSTALLED AT CONVENIENT AND INCONSPICUOUS LOCATIONS, ALTHOUGH SUCH BOXES ARE NOT SHOWN ON THE PLANS NOR MENTIONED IN THE SPECIFICATIONS.
6. ALL SERVICE ENTRANCE EQUIPMENT SUCH AS PANEL BOARD, CIRCUIT BREAKERS, ETC... SHALL BE PROPERLY GOUNDED IN ACCORDANCE WITH THE REQUIREMENTS OF THE PHILIPPINE ELECTRICAL CODE.
7. THE POWER SOURCE SHALL BE SINGLE PHASE, 2 WIRE, 220 VOLTS, 60 HZ A.C.
8. ALL WALL OUTLETS SHALL BE INSTALLED AT FOLLOWING HEIGHT ABOVE THE FINISHED FLOOR LEVEL UNLESS OTHERWISE NOTED :
   - a. WALL SWITCHES (S1, S2, S3) . . . . . 1200 mm
   - b. CONVENIENCE OUTLET . . . . . 300 mm
   - c. AIR-CONDITIONING UNIT . . . . . AT CONVENIENT HEIGHT NEAR THE EQUIPMENT
9. ALL MATERIALS TO BE USED SHALL BE BRAND NEW AND OF THE APPROVED TYPE FOR THE LOCATION AND PURPOSE.
10. ALL ELECTRICAL WORKS SHALL BE DONE UNDER THE DIRECT AND IMMEDIATE SUPERVISION OF A DULY LICENSED ELECTRICAL ENGINEER.

LOAD SCHEDULE

Circuit Number	Description	Load (W)	Amps	Poles	Conductor Size (mm²)					Conduit Size (mm)	Remarks
					Phase				Ground		
Circuit 1	4 - 20WATTS LED LIGHT FIXTURES W/ 20WATTS LED LIGHT 2 - 20WATTS FLOOD LIGHT 2 - 20WATTS EMERGENCY LIGHT	160	0.727	230	2.0	2.0	2.0	2.0	2.0	20mm Dia. Rigid PVC Pipe	
Circuit 2	4 - 20WATT 20AMPERE WEATHERPROOF OUTLET 2 - 20WATT EL LIGHTS	320	1.4	230	2.0	2.0	2.0	2.0	2.0	20mm Dia. Rigid PVC Pipe	
Circuit 3	Spare	2000	10								
Circuit 4	Spare	2000	10								

Demand Computation (Lighting Loads)
Total Connected Load = 480 W
Demand Factor = 80%
(0.8)*(480 W) = 0.384*(480 W) = 384 W

Main Bus Current Rating (In) = 16 A
(0.384 W)/(230 V) = 1.67 A
Use 20AT, 2LP, 230 V, 10 kA, 2 Pole MCCB

Conductor Size
4.1 W/(230 V) = 0.017
Use 2.0 mm² THHN copper wire and 3.5 mm² THHN copper wire in 20mm Dia. RMC

VOLTAGE DROP CALCULATION

Impedance	Description	Power Factor	Wire Size (mm²)	Wire Length (M)	Phase	Voltage	Current	R/1000	X/1000	Voltage Drop	% Voltage Drop
Z1	Panel Board Service Line	0.8	8.0	10	1	230	25.847	0.78	0.052	1.265	0.559
Z2	PB Circuit 1	0.8	2.0	20	1	230	1.147	3.1	0.058	0.541	0.236
Z3	PB Circuit 2	0.8	3.5	20	1	230	4	1.2	0.050	0.624	0.271

Formula

Voltage Drop = 2* I * ((LZ/1000)/S) (R Cos φ + X Sin φ)

S = Number of parallel Cable
I = Current
L = Length
R is in PEC 207, Table 10.1.3.9
X is in PEC 207, Table 10.1.3.9

% Voltage Drop = 100 (VD/230)
3% Acceptable Voltage Drop

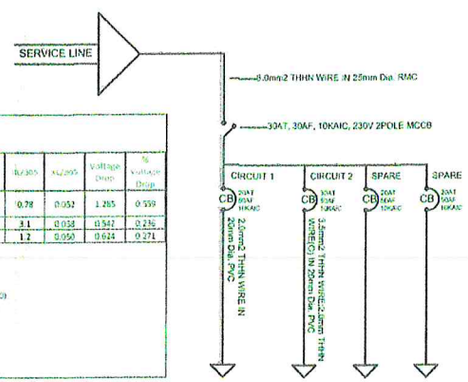

3 EL-01 LOAD SCHEDULE

SCALE NTS.

4 EL-01 VOLTAGE DROP CALCULATION

SCALE NTS.

5 EL-01 SINGLE LINE DIAGRAM

SCALE NTS.

DSWD Department of Social Welfare and Development	PROJECT TITLE: UPGRADING OF DIRTY KITCHEN AT RSCC	REVISIONS	SHEET CONTENT: AS SHOWN	PREPARED BY: JHON RICHARD G. BASANAL, ELECTRICAL ENGINEER	CHECKED BY: ERIS V. PEREGRINO, CE, TWO III	REVIEWED BY: ROLEISTER C. FALSIS, CE, AO-V GEN. SERV. UNIT	SUBMITTED BY: CONNIE J. AMALUL, SWO-II, RSCC CENTER HEAD	CONCURRED BY: MA. SOCORRO S. MACASO, SWO-V, PSD CHIEF	APPROVED BY: ATTY. SITTIE RAIRAH M. PAMALOY-HASSAN, OIC REGIONAL DIRECTOR	SHEET NO. EL-01
	LOCATION: TALON TALON, MAMPANG ZAMBOANGA CITY		DRAFTED BY: JHON	DATE	DATE	DATE	DATE	DATE	DATE	09 09 DATE

This drawings shall not be reproduced/copied in whole or in part or disclosed to third parties or parties without the prior consent of DSWD Field Office IX. Copyright of DSWD Field Office IX. All Rights Reserved.