



PANTAWID PAMILYANG PILIPINO PROGRAM FO IX

2ND QUARTER REPORT 2016

"There is no exercise better for the heart than reaching down and lifting people up." — John Holmes

TABLE OF CONTENTS

Contents

INTRODUCTION	1
Pantawid Program Coverage	2
BDMD Monitoring for Period 2 2016	6
Compliance Updates for Period 1 2016	11
Grievances 2 nd Quarter 2016	16
MCCT- Support Services Intervention Updates	17
Finance and Grants Monitoring	19
Family Development Sessions	20
Institutional Partnership Division	22
Capability Building	25
Provincial Activities	26

INTRODUCTION

INTRODUCTION

Pantawid Pamilyang Pilipino Program has widened the bridging capacity to see beneficiaries traversing from survival to self-sufficiency. The optimum goal of the journey is to reap the transpired change where all children were given the right to education with a healthy condition which shall break the chain of dropped outs and child labour prevalence. Families on the other hand are empowered to kindle the transformation capability to lift their well-being and sustain the change that is taking place that shall contribute in the national development through manifesting behavioural change and positive outlook in their daily undertakings.

This 2016, the program is geared towards drumbeating the gains and to formally institutionalize as a poverty reduction strategy which can aide in breaking the intergenerational cycle of poverty. With this, the implementation of the program is continually taking its full force in terms of effective monitoring and compliance that will ensure program's integrity to be robust and well protected.

With the implementation of the program, efforts were exerted to strengthen public and private partnership, review of supply side gaps, sensitivity on gender and development, solid grievance mechanism and pro-active social marketing strategies which the program is rowing with a collective force contributed by each unit which supports the fast and smooth swift of the program's journey to reach a desired goal with incorporated change.

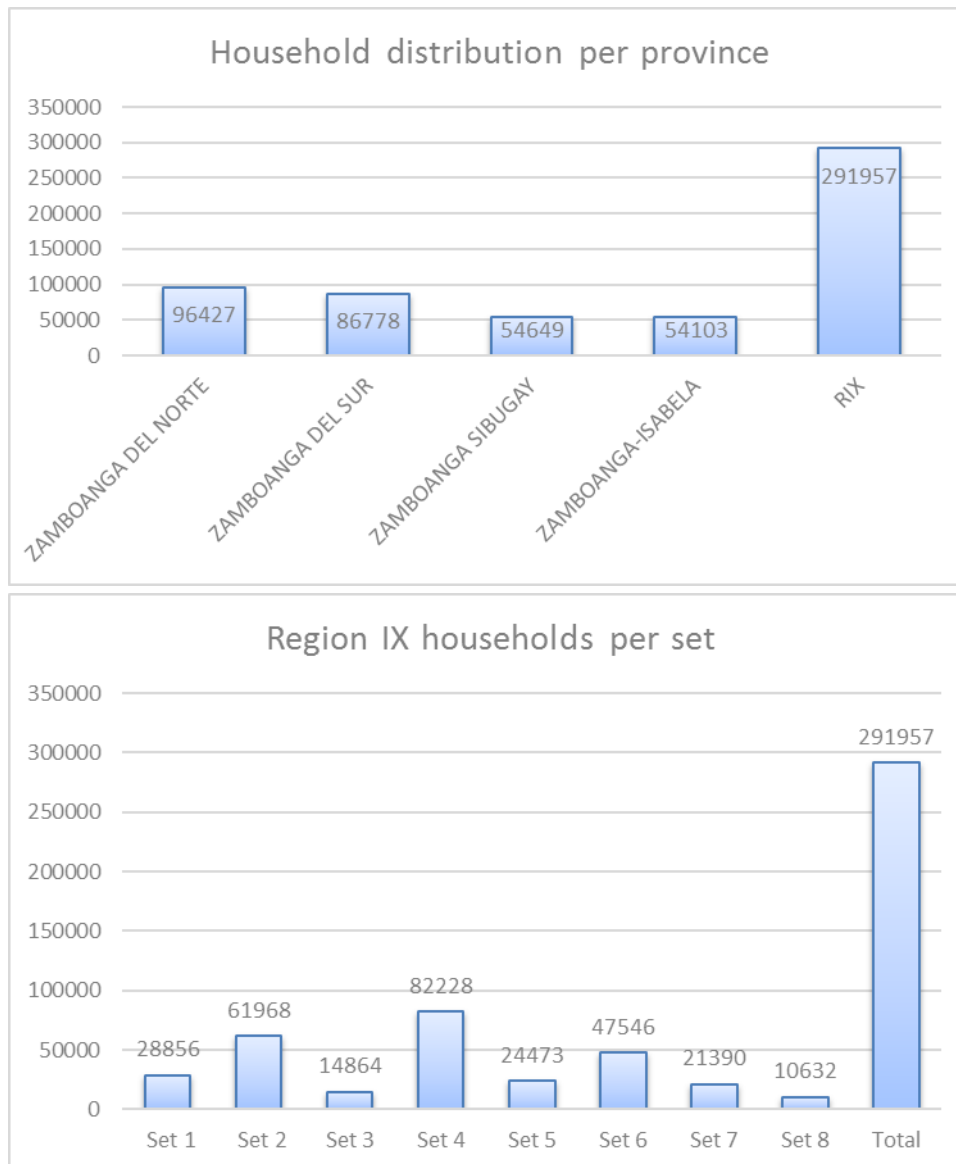
The baseline of each period's generation shall always be the challenge and driving force to sustain and improve with continuous social case management, focused group discussion and dialogue among beneficiaries and field implementers.

PANTAWID PROGRAM COVERAGE

Pantawid Program Coverage

A. Household Coverage

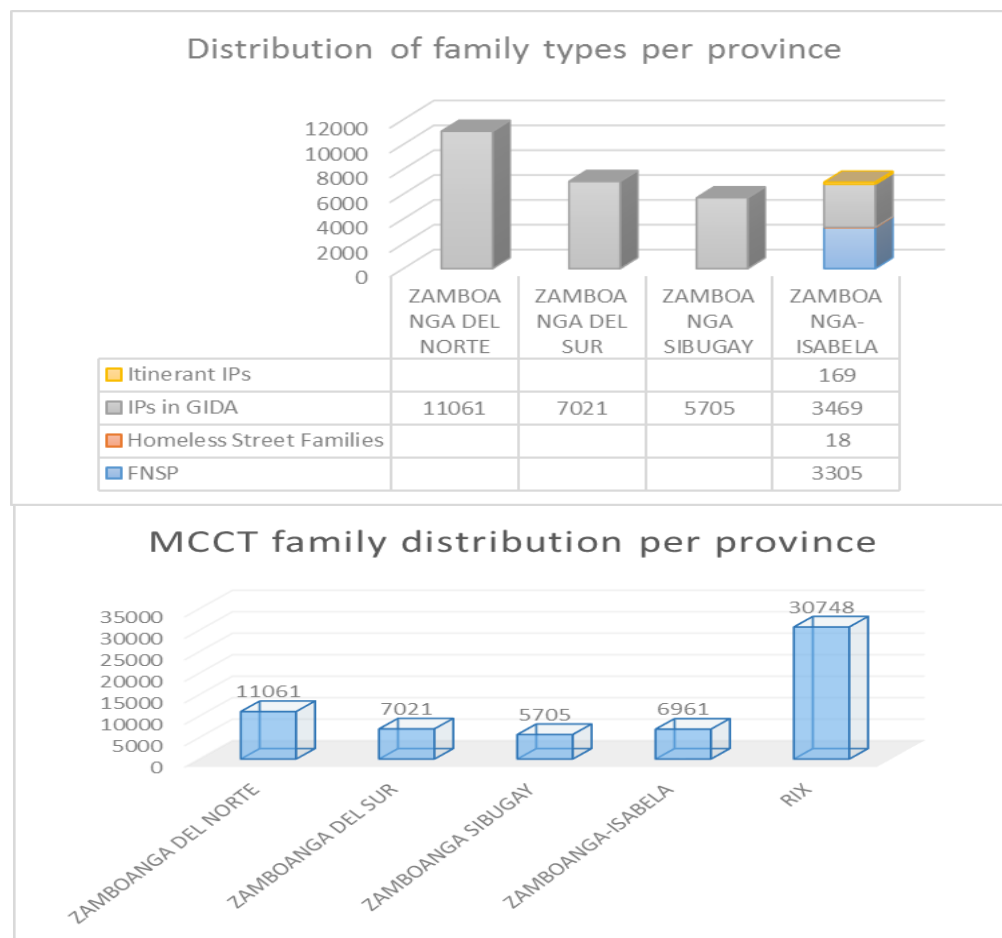
1. Regular Conditional Cash Transfer (Period 2- April-May of 2016)



PANTAWID PROGRAM COVERAGE

The table above shows the distribution of active Pantawid household per province per set and Zamboanga del Norte still has the most number of active household. Evidently, there is a decrease in the number of active household for this period which only has a total number of 291,957 active household to compare with period 1 which has a total of 292,132 active beneficiaries. This is because some of the households with no longer qualified dependents (**NQD**), *some of them has only one child and has already exceeded to the age limit set by the program*. To validate the data, the RPMO conducted validation among the 34,178 households and so far based from the report submitted by the Provincial Monitoring and Evaluation Officers, 51.81% (17,707) households have been validated thus it is expected that the 2,609 households will be reflected in period 3. Currently, validation is still being conducted on the ground to validate the rest of the households.

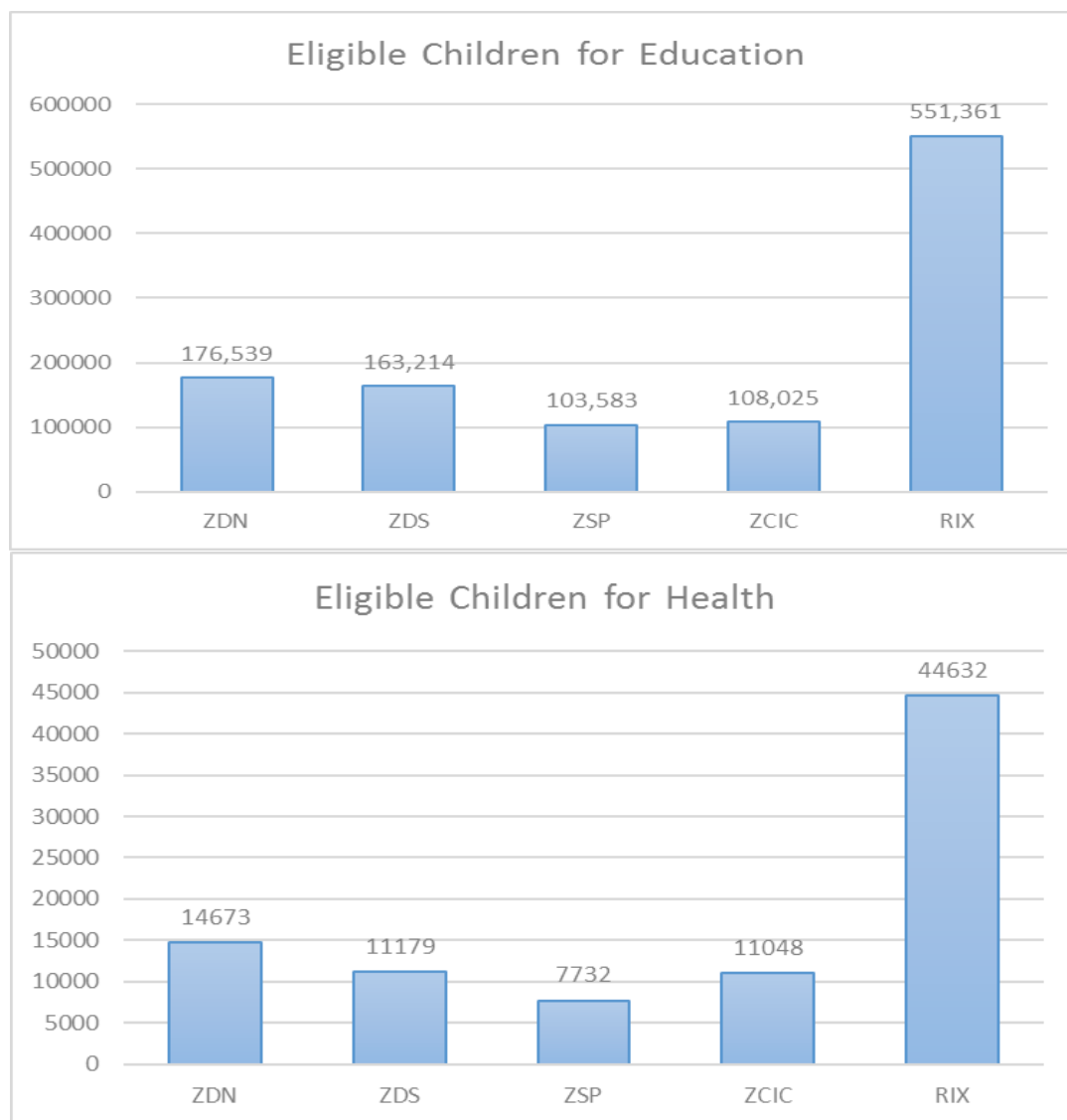
2. Modified Conditional Cash Transfer (May 2016 update)



PANTAWID PROGRAM COVERAGE

B. Eligible Children

Children aged 0-18 are considered eligible children of the program. They are the target for both for education and health monitoring that serves as the basis for grant allocation. Below is the count of children beneficiaries per province for education and health and the data shows that the number of eligible household decreases for this period and in effect, the number of eligible children monitored for education and health also decreases. Zamboanga del Norte still has the most number of eligible children for both categories whilst Zamboanga Sibugay has the lowest

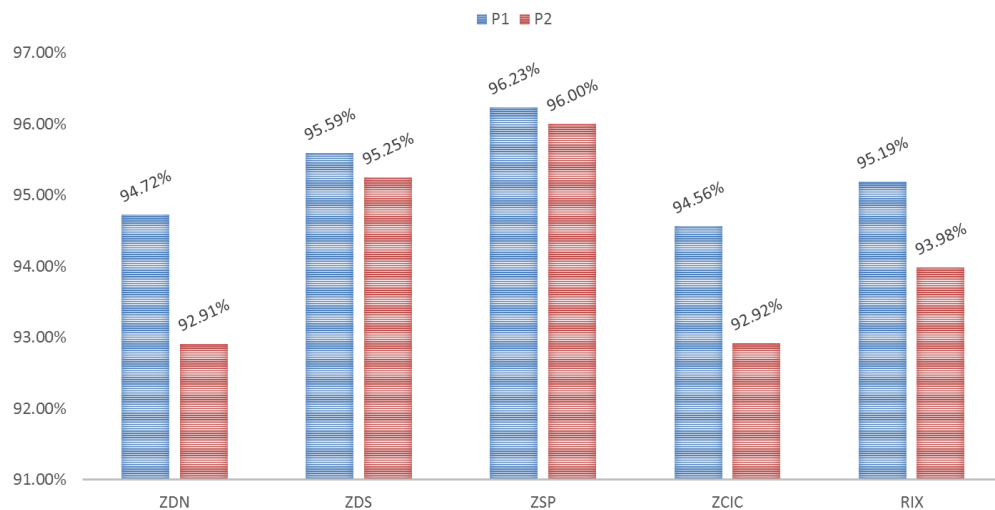
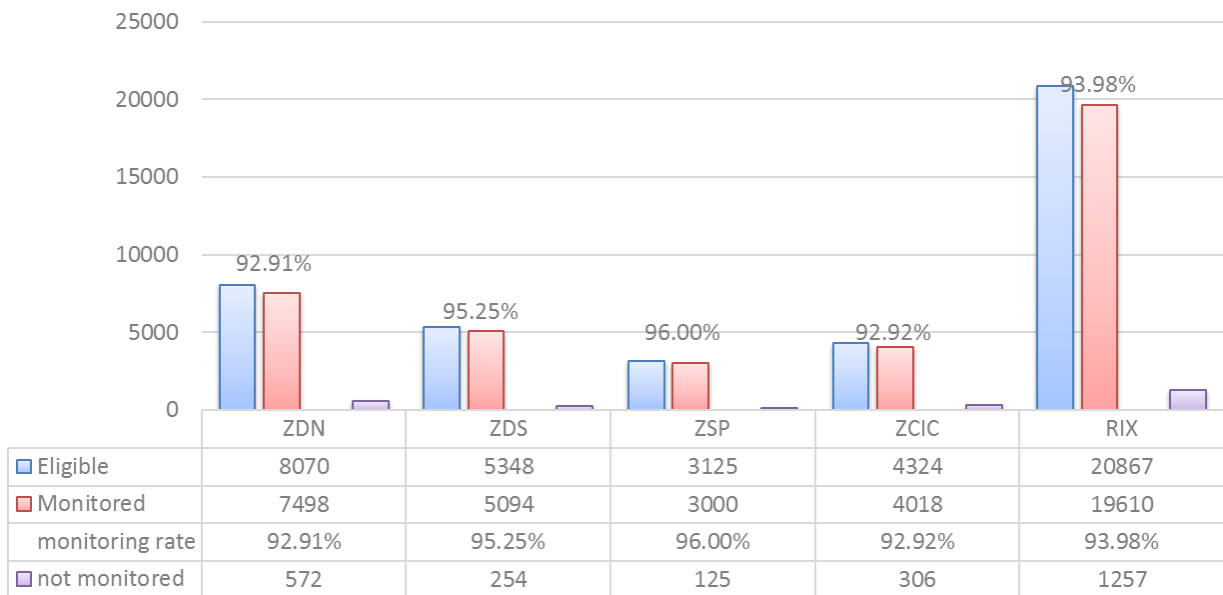


PANTAWID PROGRAM COVERAGE

BDMD MONITORING FOR PERIOD 2 2016

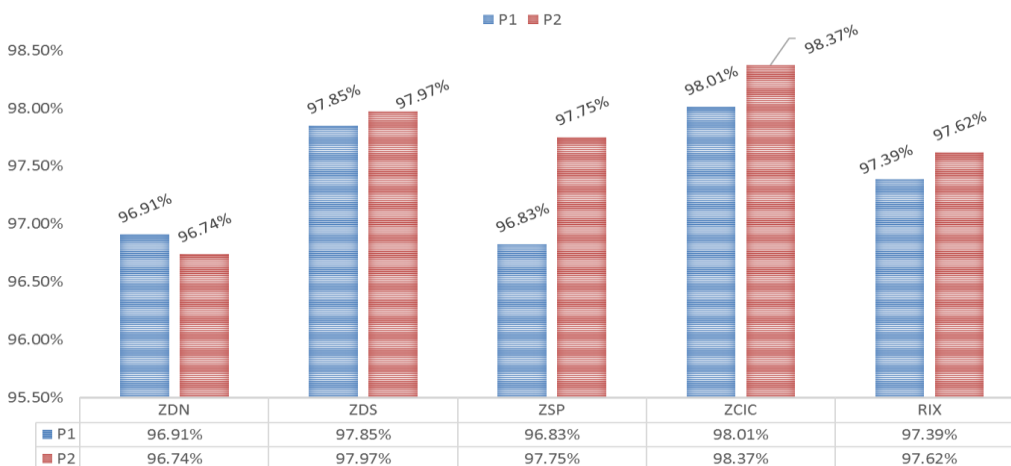
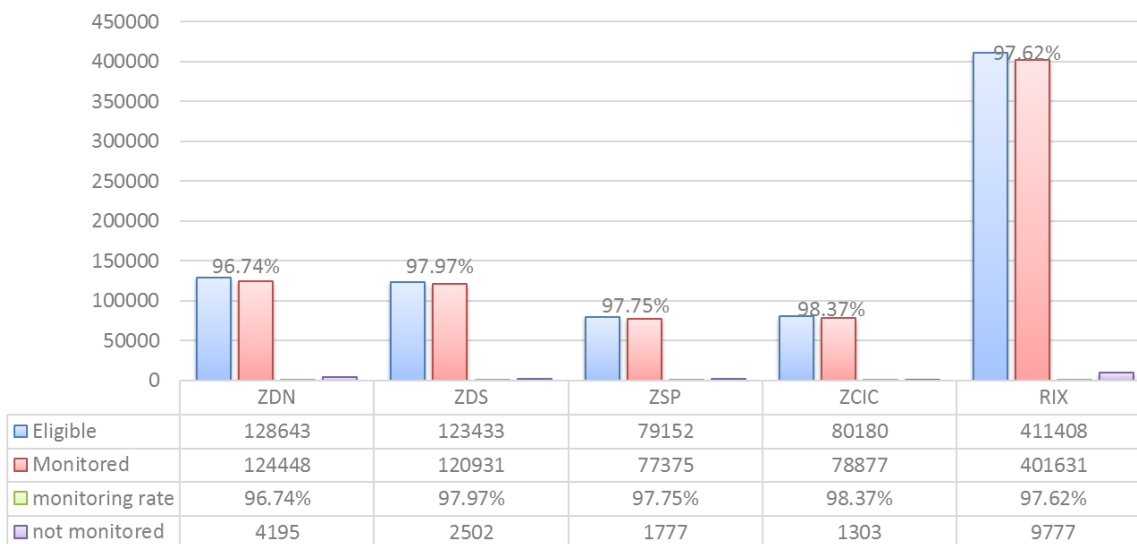
BDMD Monitoring for Period 2 2016

MONITORING ON EDUCATION 3-5 YRS OLD



BDMD MONITORING FOR PERIOD 2 2016

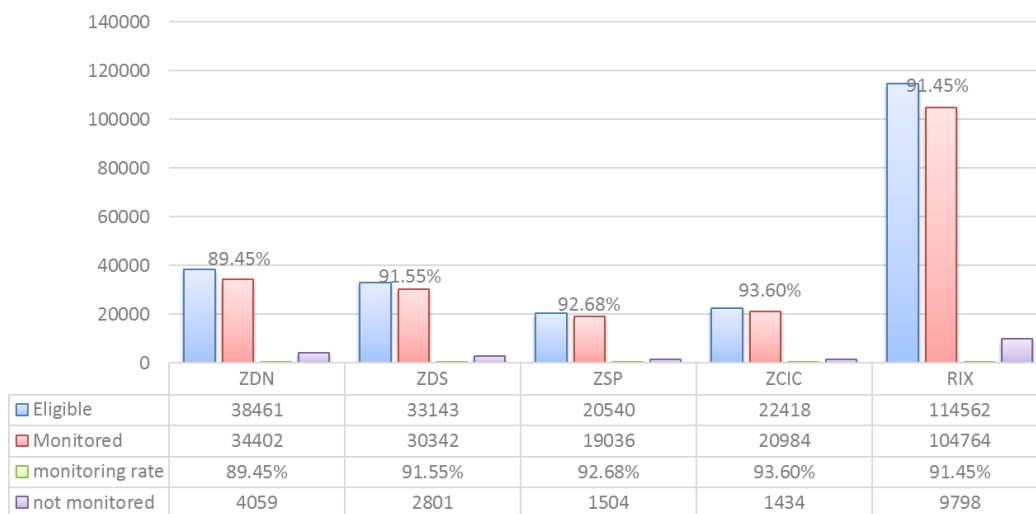
MONITORING ON EDUCATION 6-14 YRS OLD



Pantawid region IX was able to increase its monitoring for the 6-14 years old age group for education slightly. Zamboanga Sibugay made the highest increase by almost 1% while Zamboanga del Norte experience a slight decrease in monitoring.

BDMD MONITORING FOR PERIOD 2 2016

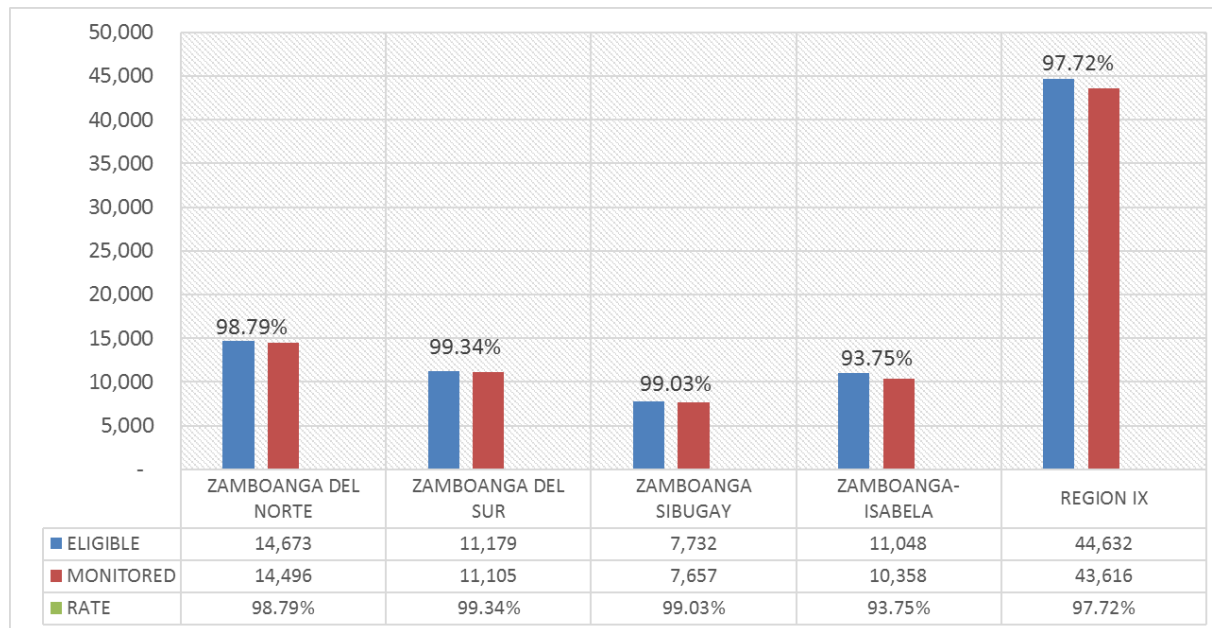
MONITORING ON EDUCATION 15-18 YRS OLD



Monitoring in period 2 have increased with Zamboanga Sibugay province (ZSP) with the highest increase from 86.62% to 92.68% which is now on par with other provinces. Zamboanga del Norte still failed to reach 91% monitoring rate which should be the optimal rate. In spite of this the region as a whole was able to reach 91.45% monitoring rate for the 15-18 years old category.

BDMD MONITORING FOR PERIOD 2 2016

HEALTH MONITORING



The drop in health P1 monitoring is due to set 8 households not registered to health facilities, with P2 most of those beneficiaries are now registered to their respective health centers thus resulting in the increase of monitoring in P2 for health. Although Zamboanga-Isabela province still needs

BDMD MONITORING FOR PERIOD 2 2016

Batch 2 and 3 updates

Beneficiary updating is important to keep track of the household data/information to ensure/monitor their continued eligibility in the program. The BDMD RIX are continuously updating beneficiary data to ensure our beneficiaries eligibility in the program and increase the monitoring rate. Below are the following updates approved in batch 2 and 3 and are expected to be reflected in period 3 cv master list.

UPDATE TYPE	BATCH 2	BATCH 3
1	27	24
2	1,178	909
3	0	0
4	1,198	819
5	16,304	99,888
6	2,253	2,399
7	49	33
8	114	122
9	3,362	3,529
10	856	25
11	866	3,080
FO-IX TOTAL	26,207	110,828

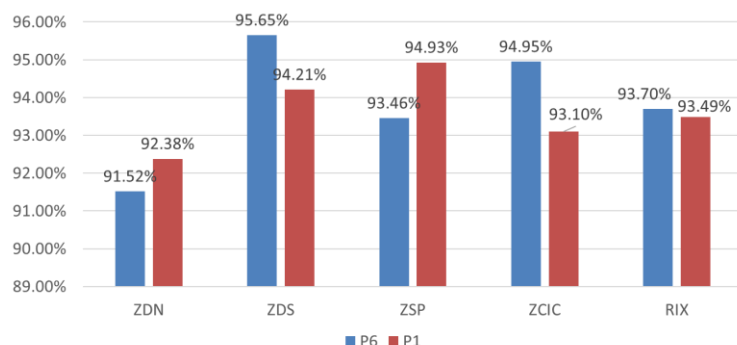
Update type 5 (update of education) has the highest number of updates filed. This is due to the massive grade level validation conducted by the Pantawid region ix, initiated by the regional BDMD focal.

COMPLIANCE UPDATES FOR PERIOD 1 2016

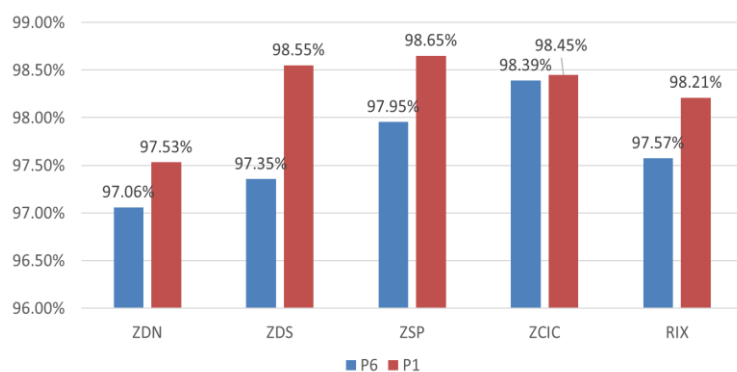
Compliance Updates for Period 1 2016

3-5 YEARS OLD COMPLIANCE IN EDUCATION

AREA	TOTAL ELIGIBLE	TOTAL MONITORED	TOTAL COMPLIANT	COMPLIANCE RATE VS ELIGIBLE	COMPLIANCE RATE VS MONITORED
ZAMBOANGA DEL NORTE	28504	27000	26332	92.38%	97.53%
ZAMBOANGA DEL SUR	24192	23126	22791	94.21%	98.55%
ZAMBOANGA SIBUGAY	15192	14620	14422	94.93%	98.65%
ZAMBOANGA-ISABELA	19604	18538	18251	93.10%	98.45%
REGION IX	87492	83284	81796	93.49%	98.21%



Compliant vs Eligible



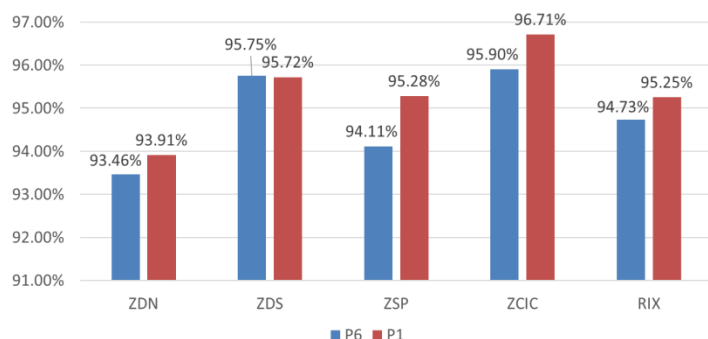
Compliant vs Monitored

As we can see on the three illustration, compliance vs eligible went down from p6 to p1 but somehow compliant vs monitored went up. This indicates that updating of beneficiary data in this category will be given more attention the next period to increase the number of monitored 3-5 years old children. Although compliance vs eligible went down it is important to note that we still have achieved the target of 91% compliance.

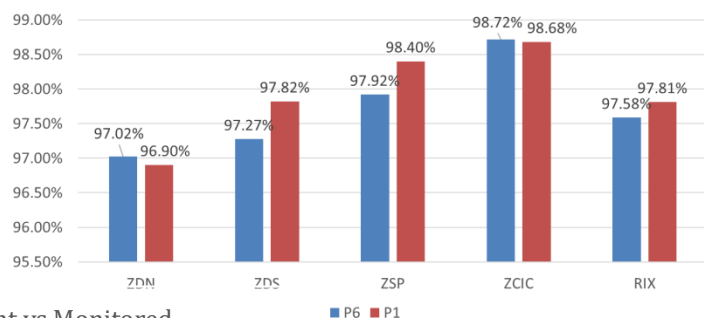
COMPLIANCE UPDATES FOR PERIOD 1 2016

6-14 YEARS OLD COMPLIANCE IN EDUCATION

AREA	TOTAL ELIGIBLE	TOTAL MONITORED	TOTAL COMPLIANT	COMPLIANCE RATE VS ELIGIBLE	COMPLIANCE RATE VS MONITORED
ZAMBOANGA DEL NORTE	273156	264714	256514	93.91%	96.90%
ZAMBOANGA DEL SUR	258006	252460	246957	95.72%	97.82%
ZAMBOANGA SIBUGAY	165786	160524	157955	95.28%	98.40%
ZAMBOANGA-ISABELA	165098	161814	159672	96.71%	98.68%
REGION IX	862046	839512	821098	95.25%	97.81%



Compliant vs Eligible



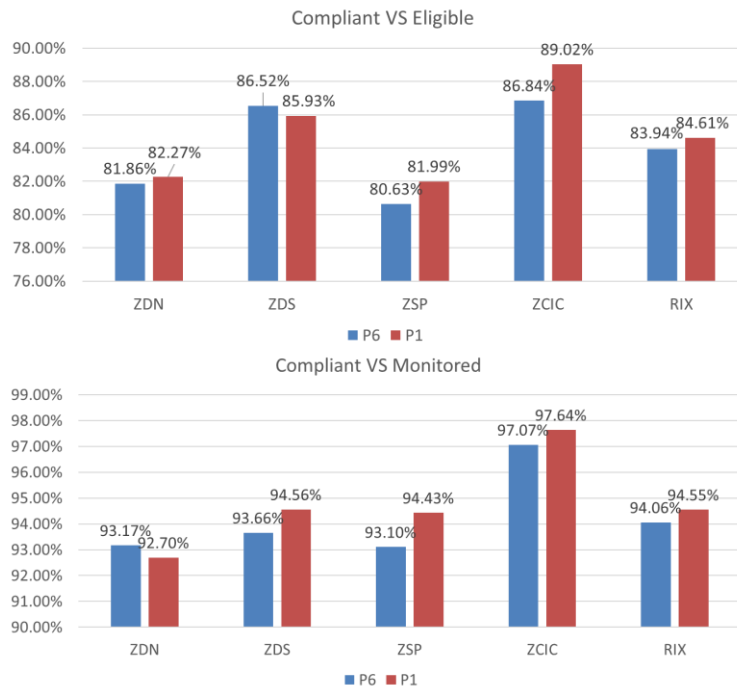
Compliant vs Monitored

Unlike in the 3-5 years old category we were able to increase the compliance in the 6-14 years' old category, with Zamboanga-Isabela attaining the highest compliance among the 4 provinces with a 96.71% rating. While Zamboanga del Norte province trailed behind with 93.91% rating. Still all provinces and the region as a whole managed to hit the target of 91% compliance rate. We will continue to sustain or increase compliance rates for the benefit of our pantawid household beneficiaries.

COMPLIANCE UPDATES FOR PERIOD 1 2016

15-18 YEARS OLD COMPLIANCE IN EDUCATION

AREA	TOTAL ELIGIBLE	TOTAL MONITORED	TOTAL COMPLIANT	COMPLIANCE RATE VS ELIGIBLE	COMPLIANCE RATE VS MONITORED
ZAMBOANGA DEL NORTE	51320	45544	42221	82.27%	92.70%
ZAMBOANGA DEL SUR	44406	40354	38159	85.93%	94.56%
ZAMBOANGA SIBUGAY	28168	24456	23094	81.99%	94.43%
ZAMBOANGA-ISABELA	30534	27836	27180	89.02%	97.64%
REGION IX	154428	138190	130654	84.61%	94.55%

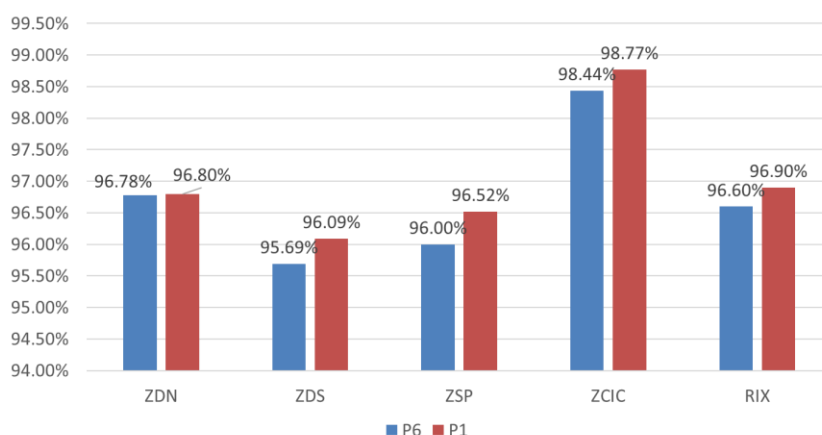


Generally, compliance rates for 15-18 years old have increased but is still far from the 91% target (compliant vs eligible). With the senior high school we are expecting a drop in the monitoring comes period 3 2016 due to supply side, thus affecting the compliance rate (compliant vs eligible). To at least mitigate this impact we have to increase the compliant vs monitored and minimize the number of drop-outs.

COMPLIANCE UPDATES FOR PERIOD 1 2016

FAMILY DEVELOPMENTS SESSIONS COMPLIANCE

AREA	TOTAL ELIGIBLE	TOTAL COMPLIANT	COMPLIANCE RATE
ZAMBOANGA DEL NORTE	192880	186715	96.80%
ZAMBOANGA DEL SUR	173722	166938	96.09%
ZAMBOANGA SIBUGAY	109788	105971	96.52%
ZAMBOANGA-ISABELA	107782	106457	98.77%
REGION IX	584172	566081	96.90%



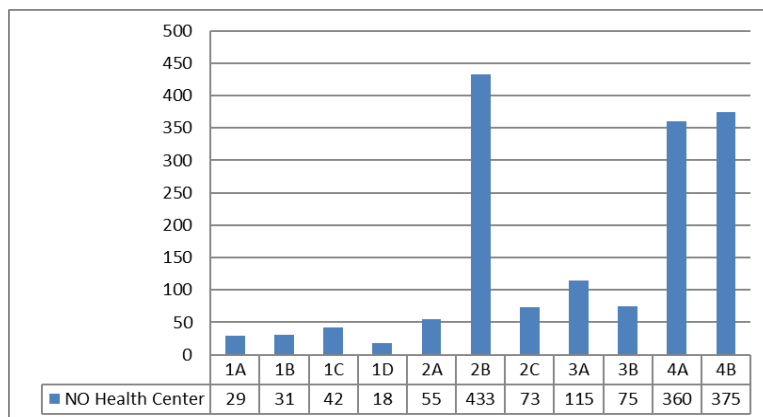
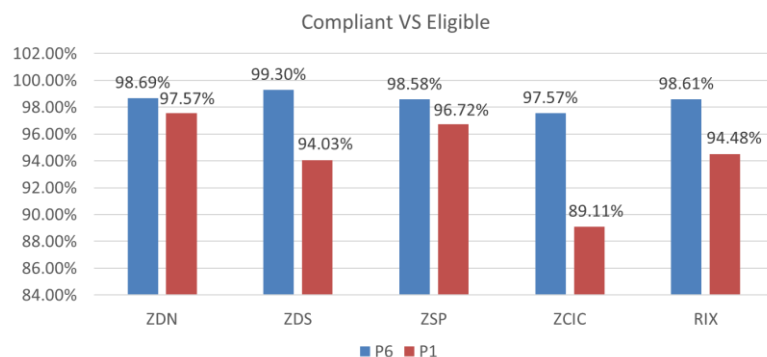
With the target set of 98% compliance for FDS, the Pantawid field office IX failed to achieve its target for period 1. Although target was not achieved, but the region was able to increase the compliance rates across all provinces. Out of the 4 provinces only Zamboanga City-Isabela city

was able to achieve the target rate for FDS compliance with 98.44% in p6 and increased to 98.77% in p1. Zamboanga-Isabela City has the lowest number of eligible household with a total of 107,782 households, while Zamboanga del Norte, it has the highest number of eligible households which is almost double with the number of eligible number in Zamboanga –Isabela City. For this period it only has a 0.02% increase in compliance.

COMPLIANCE UPDATES FOR PERIOD 1 2016

COMPLIANCE TO HEALTH CENTER VISITS

AREA	TOTAL ELIGIBLE	TOTAL MONITORED	TOTAL COMPLIANT	COMPLIANCE RATE VS ELIGIBLE	COMPLIANCE RATE VS MONITORED
ZAMBOANGA DEL NORTE	31500	30978	30736	97.57%	99.22%
ZAMBOANGA DEL SUR	24438	23190	22978	94.03%	99.09%
ZAMBOANGA SIBUGAY	16698	16224	16151	96.72%	99.55%
ZAMBOANGA-ISABELA	23078	21090	20564	89.11%	97.51%
REGION IX	95714	91482	90429	94.48%	98.85%



The drop in P1 health compliance is due to set8 beneficiaries not registered in health facilities resulting in them being not monitored and subsequently not compliant in the first period of 2016. As previously reported in the 1st quarter report clusters 2b, 4a and 4b have high numbers of no health center. Cluster 2b belongs to Zamboanga del Sur while clusters 4a and 4b belongs to Zamboanga-Isabela City. Looking at the compliant vs eligible chart we can see that Zamboanga del Sur (ZDS) and Zamboanga-Isabela (ZCIC) have drop significantly in compliance rate. We expect that health monitoring and compliance rate to by period 3 of this year.

“normalize” (97%-99% compliance and monitoring)

GRIEVANCES 2ND QUARTER 2016

Grievances 2nd Quarter 2016

During the 2nd quarter of 2016 a total of Four Thousand and Six (4006) accumulated grievances were received wherein One Thousand Seven Hundred Eight (1708 (42.64%)) were **RESOLVED** while Two Thousand Two Hundred Ninety-Eight (2298 (57.36%)) are still **ON-GOING**. The lowest resolution rating as shown in the table above implies that there are higher numbers of **ON-GOING** cases due to **NOT LISTED** cases filed by the beneficiaries who are interested to be included in the

PROVINCE	ON-GOING	RESOLVED	TOTAL
1. ZCIC	255	756	1011
1. ZDS	69	217	278
1. ZDN	1782	314	2096
1. ZSP	192	429	621
GRAND TOTAL	2298	1708	4006
PERCENTILE:	57.36%	42.64%	100%

PROVINCE	PAYMENT	MISDEMEANOR	SELECTION OF BENEFICIARIES	OTHERS	TOTAL
ZCIC	741	8	255	7	1011
ZDS	209		69		278
ZDN	314		1782		2096
ZSP	429		192		621
GRAND TOTAL	1693	8	2298	7	4006
PERCENTILE:	42.26%	0.20%	57.36%	0.18%	100%

program; unless validation of beneficiaries occurs it will remain as **ON-GOING**. It is also important to note that cases are only considered resolved if the grievance information system (UNICS) will show it as resolved and since UNICS has been unusable since march 24, 2016 all cases will be tagged as on-going although most, if not all, are already resolved on the ground.

Set 8 Retro payment

ENCODED IN EXCEL	NOT YET ENCODED IN EXCEL	TOTAL	PERCENTILE
5390	324	5714	94.33%

Due to the breakdown of the GRS system (UNICS), set 8 COC's for retro payment were not encoded to the system instead we've encoded it in excel file using the format template of payroll uploading in PPIS, so when the new GRS system will be available, all we have to do is upload the excel file in PPIS for retro payment payroll approval.

MCCT- SUPPORT SERVICES INTERVENTION UPDATES

MCCT- Support Services Intervention Updates

Zamboanga-Isabela City

MODALITY	PROJECT COST AND ALLOCATION	NO. OF APPROVED PROJECTS	NO. OF COMPLETED PROJECTS	PHYSICAL ACCOMPLISHMENT	FINANCIAL ACCOMPLISHMENT	TOTAL AMOUNT UTILIZED/DISBURSED
CAPITAL SEED FUND	15,793,000	52	44	84%	79%	12,626,400
CBLA	1,039,500	4	3	75%	32%	332,640
SKILLS TRAINING	0	0	0	0	0	0
CASH FOR WORK	3,713,850	4	0	1%	0%	0
TOTAL	4,769,143	60	47			12,959,040

Zamboanga Sibugay

MODALITY	TOTAL PROJECT COST AND ALLOCATION	NO. OF APPROVED PROJECTS	NO. OF COMPLETED PROJECTS	PHYSICAL ACCOMPLISHMENT	FINANCIAL ACCOMPLISHMENT	TOTAL FUND UTILIZED	REMARKS
CBLA	7,027,250	14	7	50%	7.2%	506,100	4 CANCELLED (AFFECTED BY EL NINO)
SKILLS TRAINING	6,825,850	14	9	64%	33.4%	2,280,640	1 PROJECT CANCELLED (PAYAO,ZSP)
CASH FOR WORK	18,478,050	27	0	2%	0%	0	
TOTAL	15,700,905	55	16			2,262,340	

MCCT- SUPPORT SERVICES INTERVENTION UPDATES

Zamboanga del Norte

MODALITY	TOTAL PROJECT COST AND ALLOCATION	NO. OF APPROVED PROJECTS	NO. OF COMPLETED PROJECTS	PHYSICAL ACCOMPLISHMENT	FINANCIAL ACCOMPLISHMENT	TOTAL FUND UTILIZED/DISBURSED	REMARKS
CAPITAL SEED FUND	5,647,690	29	2	6.8%	2.2%	125,580	
CBLA	2,947,950	15	10	66.6%	0%	0	✓ 3 PROJECTS AFFECTED BY EL NINO ✓ 1 PROJECT WAS CANCELLED
SKILLS TRAINING	9,862,543	15	5	33.3%	0%	0	
CASH FOR WORK	26,060,750	24	0	1%	0%	0	
TOTAL	44,518,933	83	17			125,580	

Zamboanga del Sur

MODALITY	TOTAL PROJECT COST AND ALLOCATION	NO. OF APPROVED PROJECTS	NO. OF COMPLETED PROJECTS	PHYSICAL ACCOMPLISHMENT	FINANCIAL ACCOMPLISHMENT	TOTAL AMOUNT UTILIZED/DISBURSED	REMARKS
CAPITAL SEED FUND	4,047,600	19	4	21%	18%	765,000	
CBLA	3,754,550	14	13	92%	18.4%	693,800	1 CANCELLED (AFFECTED BY EL NINO)
SKILLS TRAINING	6,285,096.	12	8	66.6%	25%	1,622,714.8	
CASH FOR WORK	33,091,280	19	0	1%	0%	0	
TOTAL	47,178,526	64	25			3,081,514.8	

FINANCE AND GRANTS MONITORING

Finance and Grants Monitoring

P1 OTC Payout

Area	HH funded	Funding	HH Paid	Amount Paid	HH unpaid	Amount Unpaid	Rate
CITY OF ISABELA	1,081	2,021,800	984	1,852,100	97	169,700	91.61%
ZAMBOANGA DEL NORTE	73,180	157,022,800	70,926	153,400,600	2,254	3,622,200	97.69%
ZAMBOANGA DEL SUR	98,150	216,001,900	88,148	195,367,600	10,002	20,634,300	90.45%
ZAMBOANGA SIBUGAY	45,757	102,149,900	43,844	99,048,800	1,913	3,101,100	96.96%
REGION IX	218,168	477,196,400	203,902	449,669,100	14,266	27,527,300	94.23%

Remarks of Unpaid:		Count of HHs	Amount
FOR RESCHEDULING		11,403	23,367,800
NOT FOR PAYMENT		895	1,190,500
NOT YET FOR PAYMENT		938	1,411,400
TOR TO PP AREAS		987	1,494,900
TOR TO NON PP AREAS		43	62,700
TOTAL		14,266	27,527,300

Area	HH funded	Funding	HH Paid	Amount Paid	HH unpaid	Amount Unpaid	Rate
DINAS	3,454	7,638,800		-	3,454	7,638,800	0.00%
LAPUYAN	3,324	7,500,800		-	3,324	7,500,800	0.00%

The low 94.23% disbursement rate in P1 is primarily due to two municipalities that were not able to conduct payout amounting to 15, 139, 600 with 6,778 HH. This is due to failed bidding, meaning before the conduct of payout for P1 the bid was not awarded to MASS-SPECC to conduct the payout. Grievances are expected to be filed with regards to this issue. Retro payment will be made after grievances will be filed by the beneficiaries thru the municipal/city links.


FAMILY DEVELOPMENT SESSIONS

Family Development Sessions

On May 16-2016, the FDS Focal together with the 4 Provincial Links and 11 SWOs III across the region attended the Training of Supervisors on the use of Gabay at Mapa para sa Alistong Pilipino Program held at Royale Inn Hotel, General Santos City. Part of the agreement during the training is the roll-out the module among the City/Municipal Links and the MCCT CF. Below is the actual Roll-out accomplishment of the 4 provinces in Region IX.

ROLL-OUT TRAINING OF LISTONG PAMILYA PILIPINO MODULE

PROVINCE	Cluster	TARGET DATE OF ROLL-OUT TRAINING	Actual Date Conducted	Target C/M Links,	Actual C/M Links, attended	Target CF - MCCT	Actual C/M Links, attended
	1A	25-May-16	25-May-16	38	38	7	7
	1B	25-May-16	25-May-16	39	39	9	9
	1C	24-May-16	24-May-16	31	31	11	11
	1D	24-May-16	24-May-16	34	34	6	6
SUB-TOTAL				142	142	33	33
ZAMBO. DEL SUR	2A	22-Jun-16	13-Jun-16	37	37	10	10
	2B	23-Jun-16	16-Jun-16	45	45	9	9
	2C	24-Jun-16	21-Jun-16	41	41	4	4
SUB-TOTAL				123	123	23	23
	3A	14-Jun-16	24-Jun-16	41	41	10	10
	3B	15-Jun-16	24-Jun-16	35	35	8	8
SUB-TOTAL				76	76	18	18
	4A	7-Jun-16	7-Jun-16	33	33	6	6
	4B	10-Jun-16	10-Jun-16	32	32	20	20
SUB-TOTAL				65	65	26	26
GRAND TOTAL				406	406	100	100



During the roll-out of the module, the Provincial Operation Office, employed different strategies just to be able to source out funding and logistic support from the LGU, NGA and other stakeholders and partners. For Zamboanga Del Sur they strengthened their networking and coordination with the LGU and DILG who provided a logistic support to the ground workers during the implementation of Listong Pamilya Module at the barangay Level. The Municipality of Tukuran, Zamboanga del Sur allocated a P 28,000.00 to be used for the materials and transportation of the field implementers and the resource persons. The DILG on the other hand, pledged to provide IEC materials to be distributed among the partner beneficiaries.

For Zamboanga del Norte they worked in partnership with PhilHealth who conducted a 2 batches Philhealth orientation among all the City/Municipal Links in the province. After the short orientation of Philhealth, the Provincial Links and the SWOs III preceded with the roll-out of the Listong Pamilya Module. This partnership paved the way to the successful conduct of two activities of the Province and PhilHealth.

Other provinces worked closely with BLGU who provided them a venue where they conducted their roll-out training among the City/Municipal Links.

To date, the implementation of Listong Pamilya Module is still being implemented on the ground and as planned, by the end of July, 2016 all Parent Groups will be able to conduct this module.

INSTITUTIONAL PARTNERSHIP DIVISION

Institutional Partnership Division

Civil Society Organizations

The Department of Social Welfare and Development considered Public Private Partnership as a system for cooperation between two parties for the purpose of delivering basic social services to the poor, implementing development projects of the government and instituting transparency and accountability mechanisms to fight corruptions. Further, partnership aims to facilitate the linkages of CSOs and Volunteer Groups to DSWD Core Programs such as Pantawid Pamilya, Kalahi, SLP and other social protection programs. This is also to harness and enhance positive energies of CSOs/Volunteer Groups and contribute to the improved implementation of DSWD programs.

Below are the major accomplishments for the 2nd quarter of 2016

Activity	Output/Results
1. CSOs facilitated the series of consultation meeting on the passage of CCT Bill	Seven (7) CSOs facilitated consultation meeting on the passage of CCT Bill, Gathered feedback, suggestions, recommendations and input from the beneficiaries.
2. CSO forum in coordination with the Department of Interior and Local Government	Provided CCT beneficiaries, BUB volunteer and CSO partners with significant updates and status of the CCT Bill and other Poverty Reduction Program of the Government
3. Participation of CSOs in CSO-GRS Workshop in Grievance Management Handling	The CSOs were able to come up with the CSO-GRS Framework which will help them manage grievances.
4. Capacity building on Gender and Development for internally displaced persons (IDPs) with International Organization Migration (IOM)	International Organization Migration (IOM) GENEVA facilitated the capacity building with local field implementer
5. Three (3) CSOs applied for CSO accreditation based on Joint Resolution No. 2015-001	For completion of requirement for accreditation
6. Three (3) CSOs conducted voluntary Family Development Sessions (FDS)	On-going

INSTITUTIONAL PARTNERSHIP DIVISION

Expanded Students' in Grant Aid for Poverty Alleviation

The E/SGP-PA aims to contribute to the National Government's thrusts in effectively addressing poverty alleviation by increasing number of graduates in higher education among poor households and to get these graduates employed in high-value added occupations in order to lift their families out of poverty and contribute to national development. Below is the number of scholars in State Universities and Colleges under the ESGPA program.

State University & Colleges	Slot	Enrolled	Not Enrolled	Graduated 2016	Number of stopped/dropped /transferred for replacement
Jose Rizal Memorial State University	810	800	TBD	39	10 (2 nd sem)
Western Mindanao State University	614	401	38	127	38
Zamboanga City Polytechnic College	196	144	6	39	7
Josefina H. Cerilles State College	262	244	4	10	4
Zamboanga State College of Marine Sciences & Technology	196	155	6	29	6
TOTAL	2078	1744	54	244	65

INSTITUTIONAL PARTNERSHIP DIVISION

Gender and Development

For the 2nd Quarter Gender and Development conducted focus group discussions and FDS spot checks on the following areas with low-compliance n P6 and based on p5 BTR. It also aims to capture 4Ps issues and concerns on program implementation.

Date	Location	Participants
June 1, 2016 @ 9:30am	Galas, Dipolog City, Zamboanga del Norte	Female – 33 Male-2 /Children: Male-1 Female-8/ Below 18:-1Female/ Proxy:-4 Female /Change Grantee:-3Female
June 1, 2016 @ 2:00pm	Gulayon, Dipolog City, Zamboanga del Norte	Children: Male-6 Female-4
June 2, 2016 @ 9:00AM	Mangilay, Siayan, Zamboanga del Norte	
June 3, 2016 @ 9:00AM	Gampas, Sindangan, Zamboanga del Norte	94 Beneficiaries (4groups) Set 1 -2groups morning session, Set 4 and set 7- 2 groups afternoon session AM sessions 20females and 5 Males children 2 girls and 2 boys
June 3, 2016 @ 1:30PM	Mandih, Sindangan, Zamboanga del Norte	2 Males and 18 Females children: 3mboys and 4 girls

On May 2-7, 2016 FO IX hosted the Learning Sessions on Gender Mainstreaming in Pantawid Operational Systems with 33 participants (13 Males and 20 females) composed of Regional GAD Focals, Regional BDMD Focals, Regional Training Specialist, RITO, Regional M&E, Regional CVS Focals, FDS Focals, Regional Grievance Officers from Region IX, Region XI and ARMM, NPMO GAD Unit and External Resource person. The main purpose is to assess the status of gender mainstreaming and how data could surface gender-related issues in statistics. The assessment has two important objectives:

1. To identify gender indicators in Pantawid data generation and analysis processes; and
2. To design learning modules on gender mainstreaming that will target key personnel from the core operational systems.

The learning sessions are the necessary as initial steps in ensuring that gender is being mainstreamed in Pantawid core systems and that the staff are equipped in using their “gender lenses” as they analyze the data.

CAPABILITY BUILDING

Capability Building

The capability building unit has been conducting various trainings and other related activities to cater the needs in capacitating the knowledge, skills, attitudes and behavior of the program implementers, the program partner agencies and its program beneficiaries. The trainings conducted are either mandatory or non-mandatory which are based on the Training needs assessment (TNA) results consolidated the previous year. Here are the activities successfully conducted for the second quarter.

Name of Training	NUMBER OF TRAINEES														TOTAL
	DSWD						INTERMEDIARIES								
	FO		CO		CIS		PO			Vol					
							Plan	Actual	Plan	Actu					
	M	F	M	F	M	F	M	F	M	F	M	F			
CONSULTATION CONFERENCE ON CCT INSTITUTIONALIZATION								0	77					77	
CONSULTATION CONFERENCE ON CCT INSTITUTIONALIZATION								3	72					75	
PARENT LEADERS TRAINING ON LEADERSHIP AND ADVOCACY								2	72					74	
TECHNICAL MEETING OF ADMINISTRATIVE ASSISTANTS OF PANTAWID, SLP AND KC- NCDDP	18	37												55	
CAPABILITY BUILDING FOR PARENT LEADERS (PL LEVEL II)								1	74					75	
PARENT LEADERS' DIALOGUE								8	474					482	
								17	445					462	
								14	553					567	
								11	449					460	
TECHNICAL WRITING AND PUBLIC SPEAKING FOR PANTAWID RPMO AND POO STAFF (batch 1)	15	31												46	
TECHNICAL WRITING AND PUBLIC SPEAKING FOR PANTAWID RPMO AND POO STAFF (batch 2)	24	23												47	
ACTIVE CITIZENSHIP FOR PARENT LEADERS (PL LEVEL III)								2	73					75	
CAPABILITY BUILDING FOR PARENT LEADERS (PL LEVEL 1)								16	119					135	
TRAINING ON PROJECT PROPOSAL PREPARATION FOR MCCT WORKERS	26	109												135	
CAPABILITY BUILDING FOR PARENT LEADERS (PL LEVEL 1)								6	129					135	
CAPABILITY BUILDING FOR PARENT LEADERS (PL LEVEL 1)								4	131					135	
GENDER SENSITIVITY TRAINING FOR PANTAWID RPMO AND POO STAFF	30	64												94	
M	113		0		0		0	84		0		0		197	
F		264		0		0	0	##		0		0		2932	
GRAND TOTAL	113	264	0	0	0	0	0	84	##	0	0	0	0	3129	

PROVINCIAL ACTIVITIES

Provincial Activities

Zamboanga-Isabela City POO accomplishments

1. Successfully launched the FDS on Air facilitated by Mr. Norico Quinain the SWO III of cluster 4A
2. Initiated use of tarpaulins in the conduct of Listong Pamilya.
3. 79% accomplishment on the conduct of Gabay at Mapa para sa Listong Pamilya (143 Barangays).
4. Consultation Conference on CCT Bill April 1, 2016.
5. Successfully conducted the Huwarang Pamilya and Exemplary Child 2016
6. Conducted Parent Leader Capability Building

Zamboanga del Norte POO accomplishments

1. Stakeholder's Meeting – 100% conducted
2. PIAC Meeting – June 24, 2016
3. Provincial Search for Huwarang Pamilya and Exemplary Child – June 27, 2016.
4. Stakeholders Meeting – July 20, 2016, Dipolog City
5. Stakeholders Meeting – July 27, 2016, Liloy

Zamboanga del Sur POO accomplishments

1. Institutionalization of CCT Bill Roll Out on April 1, 2016
2. Roll Out Orientation and testing of pre paid card system, April 29, 2016
3. Municipal Search for Huwarang Pamilya and exemplary child 2016, April 2016
4. Cluster Search for Huwarang Pamilya and Exemplary Child 2016, May 2016
5. TOT on Gabay at Mapa para sa Listong Pamilyang Pilipino Program, June 13, 16, 21 - 2016
6. Provincial Search of Huwarang Pamilya and Exemplary Child 2016, June 28, 2016
7. YDS re- orientation, June 2016

Zamboanga Sibugay POO accomplishments

1. January 2016 – MIAC Meetings – Review of previous year accomplishment
2. February 2016 – Provincial Action Team meeting
– Stakeholders Meetings funded by DILG
3. March 2016 – GAD Orientation to Parent Leaders – Tungawan, ZSP
4. April 2016 – Consultation Conference on the Institutionalization of CCT Bill
– Provincial Meeting with RD Sollamillo
– Parent Leaders Dialogue
– MAT meeting with Usec Gudmalin & RPMO Staff
5. April 2016 -May 2016 - Municipal Search for Huwarang Pamilya and Exemplary Child 201, Voters Education
6. June 2016 – Provincial Search for Huwarang Pamilya and Exemplary Child
–Orientation to Pantawid on Gabay at Mapa para sa Listong Pamilya

PROVINCIAL ACTIVITIES

Pictures from Provincial Activities

