

PSU-FILE



**Republic of the Philippines**  
**Department of Social Welfare and Development**


FIELD OFFICE IX  
General Vicente Alvarez Street, Zamboanga City  
Telephone Nos. (6362)991-6030/991-6056; Telefax (6362)991-1001/991-8346/993-0852  
e-mail: fo9@dswd.gov.ph  
Website: <http://www.dswd.gov.ph/>

**FOR :** DIR. MARGARITA V. SAMPANG  
Director  
Program Services Bureau  
DSWD, Quezon City

**FROM :** THE REGIONAL DIRECTOR  
DSWD FO IX, Zamboanga City

**SUBJECT :** Accomplishment Report 2<sup>nd</sup> Quarter SFP as of June 30, 2014

**DATE :** July 2, 2014



Respectfully submitting herewith the Accomplishment report on Supplementary Feeding Program 3<sup>rd</sup> Cycle implementation as of June 30, 2014.

Best regards.

*Zenaida L. Arevalo*  
ZENAIDA L. AREVALO, CESO IV





**Republic of the Philippines**  
**Department of Social Welfare and Development**  
FIELD OFFICE IX  
General Vicente Alvarez Street, Zamboanga City  
Telephone Nos. (8362)991-6030/991-6056; Telefax (8362)991-1001/991-8346/993-0652  
e-mail: fo9@dswd.gov.ph  
Website: <http://www.dswd.gov.ph/>

**Accomplishment Report**  
**Supplementary Feeding Program**  
**2<sup>nd</sup> Quarter, 2014**

**I. Introduction :**

The DSWD Region IX is in its 3<sup>rd</sup> cycle of implementing the Supplementary Feeding Program catering to 3 to 5 years old pre-school children enrolled in Day Care Centers and 2 years of age for the organized Supervise Neighborhood Play (SNP) starting July 2013 to date. The region adopted the Fund transfer scheme in the disbursement of funds, where funds are directly to the Local Government Units for the procurement of Indigenous food for hot meal preparation to be served to enrolled beneficiaries in the Day Care Centers and as well as in SNP centers.

For the SY.2013-2014, the Supplementary Feeding Program is serving a total of 104,988 pre-school children beneficiaries in the 2,613 Day Care Centers and SNP Centers, serving an average of 40 children per Day Care Center.

**II. Highlights of Accomplishments:**

**SFP 2014**

- Out of 72 LGUs implementing Supplementary Feeding Program 3<sup>rd</sup> Cycle, a total of 59 municipalities (82%) have already completed their 120 feeding days; the remaining 13 municipalities shall end early July.
- Php 141,579,188.09 (92%) of downloaded funds has already been utilized against the Php 154,150,304.23 funds downloaded for CY.2013-2014.
- As of latest weight monitoring report, out of the Total 99,866 DCCh weighed 6,452 DCCh (6.46%) remained to be Underweight; an improvement of 40% or 4,391 DCCh improved their Nutritional Status to Normal; Severely underweight dropped down to 879 DCCh (.88%) from 1,710 DCCH (1.7%), showing a 831 (49%) DCCh improved nutritional status from being severely to merely underweight; Normal beneficiaries increased to 92,360 DCCh (92.48%), and a decrease on overweight beneficiaries from 195 DCCh (.20%) upon entry to 175 DCCh (.18%) as of the latest, with 20 DCCh (10%) being rehabilitated to normalcy. (*\*please see attached report*)
- Consultation meeting with Parents Committee of SFP BUB of Sitio Alwai, Tiogan Leon Postigo, ZDN, result: status of the program is ongoing.
- Conduct of Consultation meeting with LGU execom, COA, MSWDO; Result: resolved issue regarding with the suspension of the MSWDO.
- Conduct SF consultation meeting with MSWDOs, LGU Accountants of Zamboanga Sibugay, regarding SFP CY.2013 and SFP CY.2014; result: retrieved reports of SFP CY.2013; informed MSWDOs regarding implementation of SFP CY.2014, their 2014 allocation, agreed to submit SORD and other documents, e.g Masterlist of beneficiaries and project proposal, not later than June 2014, for download of funds.



- SF consultation meeting cum Meal Planning /Nutrition Education with MSWDOs, DCWs, DCSPG of municipalities of Siocon, Sirawai, Gotalac, Zamboanga Del Norte.
- Attended School Based Feeding Program Orientation Iloilo City, Dipolog City, and Molave, Zamboanga Del Sur.
- Conduct of Cluster Consultation meeting to 2 cities in Dapitan City.
- Conduct of Financial Management training to Barangay treasurers of San. Miguel, Zamboanga Del Sur, result: Retrieve SORD and resolve issue on procurement strategy.
- Conduct of SFP Orientation to newly installed Day Care Workers and SNP workers in Pagadian City. Result: Participants were able to fully understand their respective roles, and the implementing procedures relating to SFP implementation.

### **III. Facilitating Factors:**

1. The conduct of regular consultation meetings, with LGUs, COA, resulted in the identification of solutions to address gaps / issues identified during program implementation, as well as increase of SORD submission to FO 9.
2. The regular or continuous counterpart of the parents in cash or in kind, as well as their active participation in the food preparation following their schedule as committee members.
3. The active participation of the Parents in the Monthly FDS/PES sessions/Nutrition education sessions.
4. The coordination with the BNS/BHW in the different activities in the DCCs, like taking anthropometric measurements and overseeing food preparation in DCCs.
5. Coordination with the SWAD team leaders/ staff, the convergence staff/ City and Municipal Links and PDOs, in assisting in the monitoring of SF program implementation in their respective areas.
6. The assigned Municipal one Roving Book keeper per LGU ; Accounting staff; SWADT staff of FO 9, to helped in the retrieval of liquidation/ SORD from different LGUs.

### **IV. Best Practices:**

During consultation meeting; MSWDO were encouraged to present their best practices with regards to the implementation of the program.

- LGU of Polanco, ZDN established Spit-tray to all Day Care Centers; and trained mothers on food processing on Puto, Pastillas, Calamay and Pancit made out of squash.
- All Day Care Centers were provided toothbrush, tooth paste and soap by the RHU thru Dental Unit. One of the Day Care Center of municipality of Polanco was Nationally Awarded for Orally Fit DCC.
- Backyard gardening was initialized by one of the Day Care Centers of Dimataling, ZDS vegetables being grown in the garden are used for daily hot meals of children; to which 3 other Day Care Centers followed the example and also established backyard gardening for the same purpose.



#### V. Hindering Factors:

1. Delayed submission of SORD which delays the TOF due to:
  - 1.1 Lack of Manpower to prepare such documents.
  - 1.2 Additional requirements/documents by the COA Team leader.
  - 1.3 Requirement of 100% SORD submission.
2. Some identified gaps in the delayed of feeding are due to the following circumstances:
  - 2.1 LGUs require 28 days bidding process in the procurement of food commodities;  
Delayed submission of liquidation documents from the DCWs due to the geographical location and the transportation fare is very costly.

#### V. Next steps:

1. Regular conduct one on one consultative meeting/ monitoring to LGUs with low fund utilization.
2. To conduct regular cluster consultation meeting and year end PREW to COA state Auditor; LGU Finance Staff/MSWDOs/and COA Team Leaders, to monitor the status of the program implementation as well as the status of the submission of SORD. Consultation meeting / orientation to newly installed / re assigned COA Auditors and team leaders, due to re-shuffling effective July 1, 2014.
3. To conduct orientation for SFP CY.2014-2015 to newly installed Barangay Officials/ DCWs/SNP in some LGUs/ re-orientation before the start of the 4<sup>th</sup> cycle SF implementation.
4. Continuous request to Central Office regarding increase of SFP allocation of funds for feeding, from Php 13.00 to Php 20.00/ child/day, due to increase of prices especially Rice and other basic commodities.
5. Request for Salter weighing scale and Height board for the different Day Care Centers.

PREPARED BY:

JOCELYN L. GONZAGA, RND  
ND III-FP

NOTED BY:

FATIMA S. CAMINAN, SWO V  
Head-PSU

APPROVED BY:

ZENAIDA L. AREVALO, CESO-IV  
Regional Director




SUMMARY OF SUPPLEMENTARY FEEDING PROGRAM  
PHYSICAL AND FINANCIAL ACCOMPLISHMENT AS OF JUNE 2014

| FO IX | Name of Province | Physical Accomplishment |                |                | Financial Accomplishment |                       |            | Remarks |
|-------|------------------|-------------------------|----------------|----------------|--------------------------|-----------------------|------------|---------|
|       |                  | No. Of DCC              | Target DCCh    | Served DCCh    | Allocated                | Utilized              | %          |         |
|       |                  |                         |                |                |                          |                       |            |         |
|       | Zambo.Sibugay    | 499                     | 22,979         | 23,268         | 36,736,740.00            | 35,469,552.00         | 97%        |         |
|       | Zambo. Del Sur   | 802                     | 30,747         | 31,143         | 48,228,600.00            | 47,001,270.00         | 97%        |         |
|       | Zambo. Del Norte | 784                     | 28,196         | 29,133         | 44,917,730.00            | 42,951,910.99         | 96%        |         |
|       | CITIES           | 531                     | 19,636         | 21,444         | 24,267,234.23            | 16,156,455.10         | 67%        |         |
|       | <b>TOTAL</b>     | <b>2616</b>             | <b>101,558</b> | <b>104,988</b> | <b>154,150,304.23</b>    | <b>141,579,188.09</b> | <b>92%</b> |         |

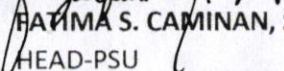
Prepared by:

  
KIMBERLIE B. ROJAS MATEO, RND  
ND-I

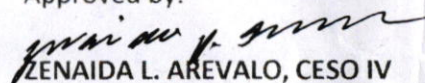
Noted BY:

  
ANDREA JOCELYN L. GONZAGA, RND  
ND-III, SF FOCAL

Recommending Approval:

  
FATIMA S. CAMINAN, SWO V  
HEAD-PSU

Approved by:

  
ZENAIDA L. AREVALO, CESO IV  
Regional Director



**SUPPLEMENTARY FEEDING PROGRAM**  
**3RD CYCLE IMPLEMENTATION**  
**PHYSICAL AND FINANCIAL ACCOMPLISHMENT AS OF JUNE 30,2014**

| Name of Province         | Name of Municipality | Physical Accomplishment |               |               | Financial Accomplishment |                      |            | REMARKS |
|--------------------------|----------------------|-------------------------|---------------|---------------|--------------------------|----------------------|------------|---------|
|                          |                      | No. Of DCC / SNP        | Target DCCh   | Served DCCh   | Allocated                | Utilized             | %          |         |
| <b>ZAMBOANGA SIBUGAY</b> | <b>DISTRICT 1</b>    |                         |               |               |                          |                      |            |         |
|                          | Alicia               | 44                      | 2,332         | 2,332         | 3,637,920.00             | 3,637,920.00         | 100%       |         |
|                          | Buug                 | 38                      | 1,292         | 1,310         | 2,043,600.00             | 2,043,600.00         | 100%       |         |
|                          | Diplahan             | 27                      | 1,004         | 1,068         | 1,666,080.00             | 1,666,080.00         | 100%       |         |
|                          | Imelda               | 20                      | 793           | 793           | 1,237,080.00             | 1,237,080.00         | 100%       |         |
|                          | Malangas             | 32                      | 1,563         | 1,373         | 2,438,280.00             | 2,438,280.00         | 100%       |         |
|                          | Mabuhay              | 17                      | 505           | 897           | 1,272,960.00             | 891,072.00           | 70%        |         |
|                          | Olutanga             | 26                      | 2,525         | 2,624         | 3,939,300.00             | 3,939,300.00         | 100%       |         |
|                          | Talusan              | 15                      | 659           | 659           | 1,028,040.00             | 1,028,040.00         | 100%       |         |
|                          | <b>DISTRCT 2</b>     |                         |               |               |                          |                      |            |         |
|                          | Ipil                 | 40                      | 2,730         | 2,704         | 4,218,240.00             | 4,218,240.00         | 100%       |         |
|                          | Kabasalan            | 24                      | 1139          | 1143          | 1,776,840.00             | 891,540.00           | 50%        |         |
|                          | Naga                 | 36                      | 1,861         | 1,621         | 2,903,160.00             | 2,903,160.00         | 100%       |         |
|                          | Siay                 | 30                      | 1,117         | 1,117         | 1,742,520.00             | 1,742,520.00         | 100%       |         |
|                          | R.T.Lim              | 45                      | 2,009         | 1,828         | 3,134,040.00             | 3,134,040.00         | 100%       |         |
|                          | Titay                | 30                      | 1,060         | 1,060         | 1,653,600.00             | 1,653,600.00         | 100%       |         |
|                          | Tungawan             | 47                      | 1,407         | 1,739         | 2,511,600.00             | 2,511,600.00         | 100%       |         |
|                          | Payao                | 28                      | 983           | 1,000         | 1,533,480.00             | 1,533,480.00         | 100%       |         |
|                          | <b>Total</b>         | <b>499</b>              | <b>22,979</b> | <b>23,268</b> | <b>36,736,740.00</b>     | <b>35,469,552.00</b> | <b>97%</b> |         |



**SUPPLEMENTARY FEEDING PROGRAM**  
**3RD CYCLE IMPLEMENTATION**  
**PHYSICAL AND FINANCIAL ACCOMPLISHMENT AS OF JUNE 30,2014**

| Name of Province         | Name of Municipality | Physical Accomplishment |               |               | Financial Accomplishment |                      |            | REMARKS                              |
|--------------------------|----------------------|-------------------------|---------------|---------------|--------------------------|----------------------|------------|--------------------------------------|
|                          |                      | No. Of DCC / SNP        | Target DCCh   | Served DCCh   | Allocated                | Utilized             | %          |                                      |
| <b>ZAMBOANGA DEL SUR</b> | <b>DISTRICT 1</b>    |                         |               |               |                          |                      |            |                                      |
|                          | Aurora               | 41                      | 1876          | 1914          | 2,985,840.00             | 2,612,610.00         | 88%        |                                      |
|                          | Dumingag             |                         |               |               |                          |                      |            | *no downloaded 2014 funds*           |
|                          | Josefina             | 17                      | 509           | 509           | 794,040.00               | 794,040.00           | 100%       |                                      |
|                          | Labangan             | 25                      | 1143          | 1143          | 1,861,080.00             | 1,861,080.00         | 100%       |                                      |
|                          | Mahayag              | 32                      | 1455          | 1323          | 2,063,880.00             | 2,063,880.00         | 100%       | * no latest weight monitoring report |
|                          | Midsalip             | 47                      | 1458          | 1458          | 2,274,480.00             | 2,274,480.00         | 100%       |                                      |
|                          | Molave               | 37                      | 1538          | 1538          | 2,399,280.00             | 2,399,280.00         | 100%       |                                      |
|                          | R. Magsaysay         | 29                      | 854           | 854           | 1,332,240.00             | 1,332,240.00         | 100%       |                                      |
|                          | Sominot              | 25                      | 935           | 987           | 1,539,720.00             | 1,539,720.00         | 100%       |                                      |
|                          | Tambulig             | 34                      | 1,279         | 1,279         | 1,995,240.00             | 1,995,240.00         | 100%       |                                      |
|                          | Tukuran              | 29                      | 1,430         | 1,466         | 2,286,960.00             | 2,286,960.00         | 100%       |                                      |
|                          | <b>DISTRICT 2</b>    |                         |               |               |                          |                      |            |                                      |
|                          | Bayog                | 47                      | 1,292         | 1,267         | 2,015,520.00             | 2,015,520.00         | 100%       |                                      |
|                          | Dimataling           | 25                      | 1,187         | 1,551         | 2,419,560.00             | 2,419,560.00         | 100%       |                                      |
|                          | Dinas                | 31                      | 1,179         | 1,194         | 1,862,280.00             | 1,862,280.00         | 100%       |                                      |
|                          | Dumalinao            | 32                      | 1,092         | 1,092         | 1,703,520.00             | 1,703,520.00         | 100%       |                                      |
|                          | Guipos               | 18                      | 639           | 794           | 1,004,640.00             | 1,004,640.00         | 100%       |                                      |
|                          | Kumalarang           | 45                      | 1,423         | 1,371         | 2,219,880.00             | 2,219,880.00         | 100%       |                                      |
|                          | Lakewood             | 42                      | 1,445         | 1,445         | 2,254,200.00             | 2,254,200.00         | 100%       |                                      |
|                          | Lapuyan              | 44                      | 1,466         | 1,458         | 2,286,960.00             | 1,715,220.00         | 75%        |                                      |
|                          | Margosatubig         | 41                      | 1,811         | 2,445         | 3,814,200.00             | 3,814,200.00         | 100%       |                                      |
|                          | Pitogo               | 22                      | 588           | 1,008         | 917,280.00               | 840,840.00           | 92%        |                                      |
|                          | San Miguel           | 21                      | 751           | 751           | 1,171,560.00             | 1,171,560.00         | 100%       |                                      |
|                          | San Pablo            | 34                      | 1,280         | 1,254         | 1,996,800.00             | 1,996,800.00         | 100%       |                                      |
|                          | Tabina               | 33                      | 1,018         | 1,255         | 1,957,800.00             | 1,957,800.00         | 100%       |                                      |
|                          | Tigbao               | 27                      | 917           | 917           | 1,510,080.00             | 1,510,080.00         | 100%       |                                      |
|                          | V. Sagun             | 24                      | 869           | 870           | 1,355,640.00             | 1,355,640.00         | 100%       |                                      |
|                          | <b>TOTAL</b>         | <b>802</b>              | <b>29,434</b> | <b>31,143</b> | <b>48,022,680.00</b>     | <b>47,001,270.00</b> | <b>98%</b> |                                      |



**SUPPLEMENTARY FEEDING PROGRAM**  
**3RD CYCLE IMPLEMENTATION**  
**PHYSICAL AND FINANCIAL ACCOMPLISHMENT AS OF JUNE 30,2014**

| Name of Province           | Name of Municipality | Physical Accomplishment |               |               | Financial Accomplishment |                      |            | REMARKS                              |
|----------------------------|----------------------|-------------------------|---------------|---------------|--------------------------|----------------------|------------|--------------------------------------|
|                            |                      | No. Of DCC / SNP        | Target DCCh   | Served DCCh   | Allocated                | Utilized             | %          |                                      |
| <b>ZAMBOANGA DEL NORTE</b> | <b>DISTRICT 1</b>    |                         |               |               |                          |                      |            |                                      |
|                            | La.Libertad          | 14                      | 319           | 319           | 497,640.00               | 497,640.00           | 100%       |                                      |
|                            | Mutia                | 17                      | 380           | 380           | 592,800.00               | 592,800.00           | 100%       |                                      |
|                            | Piñan                | 23                      | 690           | 690           | 1,076,400.00             | 1,076,400.00         | 100%       |                                      |
|                            | Polanco              | 35                      | 1081          | 1081          | 1,686,360.00             | 1,686,360.00         | 100%       |                                      |
|                            | Rizal                | 22                      | 660           | 660           | 1,029,600.00             | 1,029,600.00         | 100%       |                                      |
|                            | Sibutad              | 18                      | 583           | 583           | 909,480.00               | 909,480.00           | 100%       |                                      |
|                            | <b>DISTRICT 2</b>    |                         |               |               |                          |                      |            |                                      |
|                            | Jose Dalman          | 32                      | 847           | 920           | 1,335,360.00             | 667,680.00           | 50%        |                                      |
|                            | Katipunan            | 52                      | 1682          | 1521          | 2,623,920.00             | 2,623,920.00         | 100%       |                                      |
|                            | Manukan              | 23                      | 1939          | 1939          | 3,024,840.00             | 2,873,598.00         | 95%        |                                      |
|                            | Manuel Roxas         | 43                      | 834           | 1302          | 1,301,040.00             | 1,301,040.00         | 100%       |                                      |
|                            | S.Osmeña             | 57                      | 1848          | 1828          | 2,907,730.00             | 2,907,730.00         | 100%       |                                      |
|                            | Siayan               | 29                      | 668           | 668           | 1,042,080.00             | 1,042,080.00         | 100%       |                                      |
|                            | Sindangan            | 74                      | 2564          | 2545          | 4,001,400.00             | 4,001,400.00         | 100%       | * no latest weight monitoring report |
|                            | <b>DISTRICT 3</b>    |                         |               |               |                          |                      |            |                                      |
|                            | Baliguian            | 20                      | 620           | 728           | 967,200.00               | 967,200.00           | 100%       |                                      |
|                            | Godod                | 26                      | 1114          | 1114          | 1,737,840.00             | 1,737,840.00         | 100%       |                                      |
|                            | Gutalac              | 40                      | 1424          | 1439          | 2,244,840.00             | 2,244,840.00         | 100%       |                                      |
|                            | Kalawit              | 25                      | 840           | 840           | 1,310,400.00             | 1,310,400.00         | 100%       |                                      |
|                            | Labason              | 33                      | 2031          | 2049          | 3,196,440.00             | 3,196,440.00         | 100%       |                                      |
|                            | Leon Postigo         | 25                      | 1292          | 1292          | 2,015,520.00             | 1,635,914.99         | 81%        |                                      |
|                            | Liloy                | 38                      | 1191          | 1347          | 2,101,320.00             | 2,101,320.00         | 100%       |                                      |
|                            | Salug                | 24                      | 1269          | 1468          | 2,290,080.00             | 2,290,080.00         | 100%       |                                      |
|                            | Sibuco               | 28                      | 1158          | 1183          | 2,024,080.00             | 2,024,880.00         | 100%       |                                      |
|                            | Siocon               | 35                      | 1282          | 1366          | 2,130,960.00             | 1,704,768.00         | 80%        |                                      |
|                            | Sirawai              | 28                      | 1052          | 1052          | 1,641,120.00             | 1,299,220.00         | 79%        |                                      |
|                            | Tampilisan           | 23                      | 788           | 819           | 1,229,280.00             | 1,229,280.00         | 100%       |                                      |
|                            | <b>Total</b>         | <b>784</b>              | <b>28,156</b> | <b>29,133</b> | <b>44,917,730.00</b>     | <b>42,951,910.99</b> | <b>96%</b> |                                      |



**SUPPLEMENTARY FEEDING PROGRAM**  
**3RD CYCLE IMPLEMENTATION**  
**PHYSICAL AND FINANCIAL ACCOMPLISHMENT AS OF JUNE 30, 2014**

| Name of Province | Name of Municipality | Physical Accomplishment |               |               | Financial Accomplishment |                      |            | REMARKS |
|------------------|----------------------|-------------------------|---------------|---------------|--------------------------|----------------------|------------|---------|
|                  |                      | No. Of DCC / SNP        | Target DCCh   | Served DCCh   | Allocated                | Utilized             | %          |         |
| <b>CITIES</b>    | Dapitan City         | 69                      | 2,905         | 2,850         | 4,531,907.00             | 4,531,907.00         | 100%       |         |
|                  | Dipolog City         | 47                      | 2,946         | 2,946         | 4,595,760.00             | 3,255,330.00         | 71%        |         |
|                  | Isabela City         | 44                      | 1,889         | 2,150         | 3,353,292.00             | 3,353,292.00         | 100%       |         |
|                  | Pagadian City        | 85                      | 1,896         | 3,498         | 2,957,640.00             | 1,125,026.10         | 38%        |         |
|                  | Zamboanga City       | 286                     | 10,000        | 10,000        | 8,828,635.23             | 3,890,900.00         | 44%        |         |
|                  | <b>TOTAL</b>         | <b>531</b>              | <b>19,636</b> | <b>21,444</b> | <b>24,267,234.23</b>     | <b>16,156,455.10</b> | <b>67%</b> |         |



**Supplementary Feeding Program**  
**Nutritional Status of SFP Beneficiaries**  
**Field Office 09**

| PROVINCE         | NUMBER OF<br>WEIGHED | NS. UPON ENTRY |             |              |              |               |              |            |             | NUMBER OF<br>WEIGHED | NS AFTER 120 DAYS/ AS OF THE LATEST |             |             |             |               |              |            |             |
|------------------|----------------------|----------------|-------------|--------------|--------------|---------------|--------------|------------|-------------|----------------------|-------------------------------------|-------------|-------------|-------------|---------------|--------------|------------|-------------|
|                  |                      | SU             | %           | UW           | %            | NORMAL        | %            | OW         | %           |                      | SU                                  | %           | UW          | %           | NORMAL        | %            | OW         | %           |
| ZAMBO. SIBUGAY   | 22,994               | 396            | 1.72        | 2684         | 11.67        | 19,875        | 86.44        | 39         | 0.17        | 22,914               | 94                                  | 0.41        | 1170        | 5.11        | 21,617        | 94.34        | 33         | 0.14        |
| ZAMBO.DEL SUR    | 29,700               | 945            | 3.18        | 2983         | 10.04        | 25743         | 86.68        | 29         | 0.10        | 29720                | 597                                 | 2.01        | 1786        | 6.01        | 27315         | 91.91        | 22         | 0.07        |
| ZAMBO. DEL NORTE | 27,596               | 147            | 0.53        | 3213         | 11.64        | 24,205        | 87.71        | 31         | 0.11        | 27,484               | 78                                  | 0.28        | 1851        | 6.73        | 25,517        | 92.84        | 38         | 0.14        |
| CITITES          | 19,693               | 222            | 1.13        | 1963         | 9.97         | 17,412        | 88.42        | 96         | 0.49        | 19,748               | 110                                 | 0.56        | 1645        | 8.33        | 17,911        | 90.70        | 82         | 0.42        |
| <b>TOTAL</b>     | <b>99,983</b>        | <b>1710</b>    | <b>1.71</b> | <b>10843</b> | <b>10.84</b> | <b>87,235</b> | <b>87.25</b> | <b>195</b> | <b>0.20</b> | <b>99,866</b>        | <b>879</b>                          | <b>0.88</b> | <b>6452</b> | <b>6.46</b> | <b>92,360</b> | <b>92.48</b> | <b>175</b> | <b>0.18</b> |

**ANALYSIS:**

as of the latest report on the Nutritional status of SF beneficiaries out of the Total 99,983 beneficiaries weighed upon entry ;Nutritional Status result shows that, 10,843 (10.84%) were found to be underweight and 87,235 DCCh (87.25%) were Normal; Severely underweight beneficiaries were 1,710 DCCh(1.71%); and overweight beneficiaries 195 DCCh(.20%)

as of the latest weight monitoring report out of the 99, 866 totalweighed beneficiaries, there is a decrease of beneficiaries being Underweight, it shows that only 6,452 DCCh(6.46%) is found to be or remained to be Underweight which shows a 40% (4,391) improvement of NS of children from being underweight; Normal beneficiaries had increased to 92,360 DCCh (92.48%), Severely underweight dropped down to 879 DCCh (.88%) from 1,710 (1.71%) showing a 831 (49%) DCCh having improved Nutritional status from being Severely Underweight, and a decrease on Overweight beneficiaries from 195 DCCh(.20%) upon entry to 175 DCCh(.18%)as of the latest , with 20 DCCh (10%) rehabilitated to Normalcy.

\* It is always encouraged to care givers to "Promote the ten guidelines for filipinos" to DCCh Parent's / Guardians.

- (1) Eat a Variety of foods everyday, (2) Breastfeed infants exclusively from birth up to 6 months then give appropriate complementary foods while continuing breastfeeding for 2 years and beyond for optimum growth and development
- (3) Eat more vegetables and fruit everyday to get the essential vitamins, minerals and fiber for regulation of body processes (4) Consume fish, lean meat, poultry, egg, dried beans or nuts daily for growth and repair of body tissues
- (5) Consume milk, milk products and other calcium-rich foods, such as small fish and shellfish, everyday for healthy bones and teeth (6) Consume safe foods and water to prevent diarrhea and other food and water-borne diseases
- (7) Use iodized salt to prevent iodine deficiency disorders (8) Limit intake of salty, fried, fatty and sugar-rich foods to prevent cardiovascular diseases.
- (9) Attain normal body weight thorough proper diet and moderate physical activity to prevent obesity and maintain good health
- (10) Be physically active, make healthy food choices, amne stress, avoid alcoholic beverages and do not smoke to help prevent lifestyle-related non communicable diseases

Prepared by:

**KIMBERLIE B. ROJAS MATEO, RND**  
 ND-I

Reviewed by:

**ANDREA JOCELYN L. GONZAGA, RND**  
 ND-III, SF FOCAL

Noted by:

**FATIMA S. CAMINAN, SWO V**  
 HEAD-PSU

Approved by:

**ZENAIDA L. AREVALO, CESO IV**  
 Regional Director